



FITNESS **CATALOG** **2025-26**



CFT 3000 I

- AC Driven System
- 5.0 HP continuous (10 HP Peak) AC Motor
- 23" x 64" running Surface
- 21" TFT display with WIFI Connectivity showing time, speed, distance, incline, calories, heart rate & matrix running
- AI Cushioning Technology for excellent shock absorption that provides stable push off to reduce the possibility of any type of injury to knees and joints.
- Heavy duty 4mm reliable orthopedic running belt
- With 1" thick running board for stability and durability
- Two cup / bottle holders
- Maximum User Weight : 180 kgs
- Size: 2300 x 1000 x 460 mm
- N.W: 222 kg, G.W: 262 kg

WARRANTY:

Lifetime of Frame

10 Years on Motor

1 Year on Parts

(This does not cover wear & tear)



CFT 3050 I

- AC Driven System
- 5.0 HP continuous (10 HP Peak) AC Motor
- 23" x 64" running Surface, SPEED: 0.8~24 / kmph
- Precise incline control from 0~20 %
- 18.5" TFT display with WIFI Connectivity showing time, speed, distance, incline, calories, heart rate & matrix running
- AI Cushioning Technology for excellent shock absorption that provides stable push off to reduce the possibility of any type of injury to knees and joints.
- Heavy duty 4mm reliable orthopedic running belt
- With 1" thick running board for stability and durability
- Two cup / bottle holders
- Maximum User Weight : 180 kgs
- Size: 2200 x 830 x 1650 mm
- N.W: 222 kg, G.W: 262 kg

WARRANTY:

Lifetime of Frame

10 Years on Motor

1 Year on Parts

(This does not cover wear & tear)



CFT 5400

- AC Driven System
- 5.0 HP continuous (10 HP Peak) AC Motor
- 23" x 64" running Surface, SPEED: 0.8~24 / kmph
- Precise incline control from -3~18 %, Unique -3% declinable deck
- 6 window LED display showing time, speed, distance, incline, calories, heart rate & matrix running, Direct speed & incline keys on the console
- AI Cushioning Technology for excellent shock absorption that provides stable push off to reduce the possibility of any type of injury to knees and joints.
- Heavy duty 4mm reliable orthopedic running belt. With USB Charging Point & High Speed O₂ Generator
- With 1" thick running board for stability and durability
- Two cup / bottle holders with a built in tray to hold your mobile phones
- Maximum User Weight : 220 kgs
- Size: 2210 x 1020 x 1630 mm
- N.W: 238 kg, G.W: 274 kg

WARRANTY:

Lifetime of Frame

10 Years on Motor

1 Year on Parts

(This does not cover wear & tear)



CFT 4900

- AC Driven System
- 5.0 HP continuous (10 HP Peak) AC Motor
- 23" x 63" running Surface, SPEED: 1.0~20 / kmph
- Precise incline control from 0~20 %
- 6 window LED display showing time, speed, distance, incline, calories, heart rate & matrix running, Direct speed & incline keys on the console
- AI Cushioning Technology for excellent shock absorption that provides stable push off to reduce the possibility of any type of injury to knees and joints.
- Heavy duty 4mm reliable orthopedic running belt. With USB Charging Point & High Speed O₂ Generator
- With 1" thick running board for stability and durability
- Two cup / bottle holders with a built in tray to hold your mobile phones
- Maximum User Weight : 220 kgs
- Size: 2360 x 960 x 1730 mm
- N.W: 223 kg, G.W: 270 kg

WARRANTY:

Lifetime of Frame

10 Years on Motor

1 Year on Parts

(This does not cover wear & tear)



CFT 4700

- AC Driven System
- 5.0 HP continuous (10 HP Peak) AC Motor
- 23" x 63" running Surface, SPEED: 1~20 / kmph
- Precise incline control from 0~20 %
- 18.5" LED display showing time, speed, distance, incline, calories, heart rate & matrix running.
- AI Cushioning Technology for excellent shock absorption that provides stable push off to reduce the possibility of any type of injury to knees and joints.
- Heavy duty 4mm reliable orthopedic running belt.
- With 1" thick running board for stability and durability
- Mp3 Connectivity with speakers. Two cup / bottle holders
- Maximum User Weight : 220 kgs
- Size: 2320 x 950 x 1740 mm
- N.W: 216 kg, G.W: 262 kg

WARRANTY:

Lifetime of Frame

10 Years on Motor

1 Year on Parts

(This does not cover wear & tear)



SMART RUN 200A

- AC Driven System
- 5.0 HP continuous (10 HP Peak) AC Motor
- 23" x 63" running Surface, SPEED: 1~20 / kmph
- Precise incline control from 0~20 %
- 24" Mirror display with wired and screen projection showing time, speed, distance, incline, calories, heart rate & matrix
- AI Cushioning Technology for excellent shock absorption that provides stable push off to reduce the possibility of any type of injury to knees and joints.
- Heavy duty 4mm reliable orthopedic running belt.
- With 1" thick running board for stability and durability
- Mp3 Connectivity with speakers
- Two cup / bottle holders
- Maximum User Weight : 200 kgs

WARRANTY:

Lifetime of Frame

10 Years on Motor

1 Year on Parts

(This does not cover wear & tear)



CFT 4300

- AC Driven System
- 5.0 HP continuous (10 HP Peak) AC Motor
- 23" x 61" running Surface, SPEED: 1~20 / kmph
- Precise incline control from 0~20 %
- 23.6" LED display showing time, speed, distance, incline, calories, heart rate & matrix running.
- AI Cushioning Technology for excellent shock absorption that provides stable push off to reduce the possibility of any type of injury to knees and joints.
- Heavy duty 4mm reliable orthopedic running belt.
- With 1" thick running board for stability and durability
- Mp3 Connectivity with speakers
- Two cup / bottle holders
- Maximum User Weight : 200 kgs

WARRANTY:

Lifetime of Frame

10 Years on Motor

1 Year on Parts

(This does not cover wear & tear)



CFT 2900

- AC Driven System
- 5.0 HP continuous (10 HP Peak) AC Motor
- 23" x 61" running Surface, SPEED: 1~22 / kmph
- Precise incline control from 1~22 %
- LED display showing time, speed, distance, incline, calories, heart rate & matrix running.
- AI Cushioning Technology for excellent shock absorption that provides stable push off to reduce the possibility of any type of injury to knees and joints.
- Heavy duty 4mm reliable orthopedic running belt.
- With 1" thick running board for stability and durability
- Mp3 Connectivity with speakers
- Two cup / bottle holders
- Maximum User Weight : 200 kgs

WARRANTY:

Lifetime of Frame

10 Years on Motor

1 Year on Parts

(This does not cover wear & tear)



CFT 3300

- AC Driven System
- 5.0 HP continuous (10 HP Peak) AC Motor
- 24.5" x 63" running Surface, SPEED: 1~25 / kmph
- Precise incline control from 0~20 %
- LED display showing time, speed, distance, incline, calories, heart rate & matrix running.
- AI Cushioning Technology for excellent shock absorption that provides stable push off to reduce the possibility of any type of injury to knees and joints.
- Heavy duty 4mm reliable orthopedic running belt.
- With 1" thick running board for stability and durability
- With 1" thick running board for stability and durability
- Bluetooth Connectivity with speakers, Two cup / bottle holders
- Maximum User Weight : 180 kgs
- N.W: 220 kg, G.W: 300 kg

WARRANTY:

Lifetime of Frame

10 Years on Motor

1 Year on Parts

(This does not cover wear & tear)



CFT 3000

- AC Driven System
- 5.0 HP continuous (10 HP Peak) AC Motor
- 23" x 64" running Surface, SPEED: 0.8~20 / kmph
- Precise incline control from 0~20 %
- LED display showing time, speed, distance, incline, calories, heart rate & matrix running.
- AI Cushioning Technology for excellent shock absorption that provides stable push off to reduce the possibility of any type of injury to knees and joints.
- Heavy duty 4mm reliable orthopedic running belt.
- With 1" thick running board for stability and durability
- Mp3 Connectivity with speakers, Two cup / bottle holders
- Maximum User Weight : 180 kgs
- Size: 2248 x 980 x 2398 mm
- N.W: 222 kg, G.W: 262 kg

WARRANTY:

Lifetime of Frame

10 Years on Motor

1 Year on Parts

(This does not cover wear & tear)



CFT 2700

- AC Driven System
- 4.0 HP continuous (8.0 HP Peak) AC Motor
- 23" x 62" running Surface, SPEED: 0.8~20 / kmph
- Precise incline control from 0~18 %
- 5" LED display showing time, speed, distance, incline, calories, heart rate & matrix running. Direct running & Incline keys on the console
- Extra heavy duty steel base with double cell neoprene rubber system for excellent suspension
- Heavy duty 4mm reliable orthopedic running belt.
- Comes with LED Lights & wireless charging features
- With USB charging point with high speed O' Generator.
- With 1" thick running board for stability and durability
- Mp3 Connectivity with speakers, Two cup / bottle holders
- Maximum User Weight : 160 kgs
- Size: 2090 x 876 x 1625 mm
- N.W: 165 kg, G.W: 180 kg

WARRANTY:

Lifetime of Frame

10 Years on Motor

1 Year on Parts

(This does not cover wear & tear)



CFT 2750

- AC Driven System
- 5.0 HP continuous (10 HP Peak) AC Motor
- 23.6" x 60" Running Surface, SPEED: 1~20 / kmph
- Precise incline control from 0~20 %
- 21.5" LED display showing time, speed, distance, incline, calories, heart rate & matrix running
- AI Cushioning Technology deck for excellent shock absorption that provides suitable push off to reduce the possibility of any type of injury to knees and joints
- Heavy duty 4mm reliable orthopedic running belt.
- With 1" thick running board for stability and durability
- Mp3 Connectivity with speakers
- Two cup / bottle holders
- Maximum User Weight : 180 kgs

WARRANTY:

Lifetime of Frame

10 Years on Motor

1 Year on Parts

(This does not cover wear & tear)



X-STRIDE

- AC Driven System
- 5.0 HP continuous (10 HP Peak) AC Motor
- 23" x 61" Running Surface, SPEED: 1~20 / kmph
- Precise incline control from 0~20 %
- LED display showing time, speed, distance, incline, calories, heart rate & matrix running
- AI Cushioning Technology deck for excellent shock absorption that provides suitable push off to reduce the possibility of any type of injury to knees and joints
- Heavy duty 4mm reliable orthopedic running belt.
- With 1" thick running board for stability and durability
- Mp3 Connectivity with speakers
- Two cup / bottle holders
- Maximum User Weight : 180 kgs

WARRANTY:

Lifetime of Frame

10 Years on Motor

1 Year on Parts

(This does not cover wear & tear)



CFT 3100

- AC Driven System
- 5.0 HP continuous (10 HP Peak) AC Motor
- 24.5" x 62.5" running Surface, SPEED: 1~20 / kmph
- Precise incline control from 0~20 %
- 19" LED display showing time, speed, distance, incline, calories, heart rate & matrix running. Direct running & Incline keys on the console
- AI Cushioning Technology deck for excellent shock absorption that provides suitable push off to reduce the possibility of any type of injury to knees and joints
- Heavy duty 4mm reliable orthopedic running belt.
- With 1" thick running board for stability and durability
- Two cup / bottle holders with a built in tray to hold your mobile phone
- Maximum User Weight : 200 kgs
- **COMES WITH ALUMINIUM SIDE RAILS**
- Size: 2050 x 950 x 1600 mm
- N.W: 210 kg, G.W: 230 kg

WARRANTY:

Lifetime of Frame

10 Years on Motor

1 Year on Parts

(This does not cover wear & tear)



CFT 2500

- AC Driven System
- 5.0 HP continuous (10 HP Peak) AC Motor
- 21" x 64" Running Surface, SPEED: 1~20 / kmph
- Precise incline control from 0~20 %
- LED display showing time, speed, distance, incline, calories, heart rate & matrix running
- AI Cushioning Technology deck for excellent shock absorption that provides suitable push off to reduce the possibility of any type of injury to knees and joints
- Heavy duty 3.2 mm reliable orthopedic running belt.
- With 1" thick running board for stability and durability
- Mp3 Connectivity with speakers
- Maximum User Weight : 160 kgs

WARRANTY:

Lifetime of Frame

10 Years on Motor

1 Year on Parts

(This does not cover wear & tear)



CFT 2600

- AC Driven System
- 5.0 HP continuous (10 HP Peak) AC Motor
- 21" x 64" Running Surface, SPEED: 1~20 / kmph
- Precise incline control from 0~20 %
- LED display showing time, speed, distance, incline, calories, heart rate & matrix running
- AI Cushioning Technology deck for excellent shock absorption that provides suitable push off to reduce the possibility of any type of injury to knees and joints
- Heavy duty 3.2 mm reliable orthopedic running belt.
- With 1" thick running board for stability and durability
- Mp3 Connectivity with speakers
- Maximum User Weight : 160 kgs
- Size: 2277 x 940 x 1592 mm
- N.W: 188 kg, G.W: 220 kg

WARRANTY:

Lifetime of Frame

10 Years on Motor

1 Year on Parts

(This does not cover wear & tear)



CFT 3080

- AC Driven System
- 5 HP continuous (10 HP Peak) AC Motor
- 23" x 65" Running Surface, SPEED: 1~20 / kmph
- Precise incline control from 0~15 %
- LED display showing time, speed, distance, incline, calories, heart rate & matrix running
- AI Cushioning Technology deck for excellent shock absorption that provides suitable push off to reduce the possibility of any type of injury to knees and joints
- Heavy duty 4 mm reliable orthopedic running belt.
- Two cup / bottle holders
- Maximum User Weight : 180 kgs
- Size: 2380 x 1000 x 1730 mm
- N.W: 268 kg, G.W: 330 kg

WARRANTY:

Lifetime of Frame

10 Years on Motor

1 Year on Parts

(This does not cover wear & tear)



CFT 3050

- AC Driven System
- 4.0 HP continuous (8 HP Peak) AC Motor
- 23" x 64" Running Surface, SPEED: 0.8~24 / kmph
- Precise incline control from 0~20 %
- 18.5" LED display showing time, speed, distance, incline, calories, heart rate & matrix running
- AI Cushioning Technology deck for excellent shock absorption that provides suitable push off to reduce the possibility of any type of injury to knees and joints
- Heavy duty 4 mm reliable orthopedic running belt.
- Mp3 Connectivity with speakers, Two cup / bottle holders
- Maximum User Weight : 160 kgs
- Size: 2200 x 830 x 1650 mm
- N.W: 180 kg, G.W: 210 kg

WARRANTY:

Lifetime of Frame

10 Years on Motor

1 Year on Parts

(This does not cover wear & tear)



X7

- AC Driven System
- 4.0 HP continuous (8 HP Peak) AC Motor
- 22" x 60" Running Surface, SPEED: 1~20 / kmph
- Precise incline control from 0~15 %
- LCD display showing time, speed, distance, incline, calories, heart rate & matrix running
- AI Cushioning Technology deck for excellent shock absorption that provides suitable push off to reduce the possibility of any type of injury to knees and joints
- Heavy duty 3.2 mm reliable orthopedic running belt.
- Mp3 Connectivity with speakers
- Maximum User Weight : 180 kgs
- Size: 2140 x 910 x 1445 mm
- Weight : 200 kgs

WARRANTY:

Lifetime of Frame

10 Years on Motor

1 Year on Parts

(This does not cover wear & tear)



CFT 2800

- AC Driven System
- 4.0 HP continuous (8 HP Peak) AC Motor
- 23" x 63" Running Surface, SPEED: 1~20 / kmph
- Precise incline control from 0~20 %
- LCD display showing time, speed, distance, incline, calories, heart rate & matrix running
- AI Cushioning Technology deck for excellent shock absorption that provides suitable push off to reduce the possibility of any type of injury to knees and joints
- Heavy duty 3.2 mm reliable orthopedic running belt.
- Maximum User Weight : 180 kgs

WARRANTY:

Lifetime of Frame

10 Years on Motor

1 Year on Parts

(This does not cover wear & tear)



CURVE TREADMILL - RACER

- 3 Types of Running Operated Mode
- Running Belt Material: Nylon on Surface and Metal on the backside
- LCD display showing time, speed, distance, calories
- Maximum User Weight: 140 Kgs
- Size: 2000 x 900 x 1530 mm
- N.W: 135 kg, G.W: 166 kg

WARRANTY:

Lifetime of Frame

1 Year on Parts

(This does not cover wear & tear)



CURVE TREADMILL - RUNNER

- Motion Mode: 1-8 Gear, 3 motion modes
- Brake Mode: Magnet Resistance Adjustment
- Running Belt: Tracked High Strength Nylon Skeleton
- LCD Display showing time, speed, distance, calories
- Maximum User Weight : 180 kg

WARRANTY:

Lifetime of Frame

1 Year on Parts

(This does not cover wear & tear)



STAIRMILL LUXURY

- Machine weight: 200 kg
- Maximum User Weight: 200 kgs
- Stair Squares: 560 x 250 x 200 mm
- Voltage: AC22V±10%
- Resistance Gear : 1-15
- Size : 1420 x 830 x 2090 mm

WARRANTY:

1 Year on Parts
(This does not cover wear & tear)



STAIRMILL CF100

- Machine Size: 1370 x 960 x 1600 mm
- Machine weight: 190 kg
- Maximum User Weight: 160 kg
- Stair Squares: 560 x 235 x 220 mm
- Voltage: AC220V±10%

WARRANTY:

1 Year on Parts
(This does not cover wear & tear)



ARC TRAINER

- LED SCREEN: 15.6" - Calories, Time, Speed, Distance, etc
- ADDITIONAL FEATURE - The panel has a fluctuation switch which can adjust slope and resistance by one key flicking
- Real Time Heart Rate Monitoring and adjusts the running speed scientifically
- Two way magnetic control flywheel can adjust the stride distance freely makes the movement faster and more effective
- High Quality Machine Components
- 61 cm Stride Length and can be used as elliptical, skiing machine and climbing machine
- Super big anti skid foot pedals
- Size: 1900 x 980 x 1650 mm

WARRANTY:

1 Year on Parts
(This does not cover wear & tear)



CFE 3000

- LED SCREEN: 15.6" - Calories, Time, Speed, Distance, etc
- COMES WITH SELF GENERATED SYSTEM
- 32 Levels Resistance for effective workout
- 1-12 Standard Programs
- Stride Size 20" (508 mm)
- User Weight: 180 Kg
- Bluetooth / Tablet-Mobile Holder - Yes
- Product Size : 1900 x 860 x 1777 mm

WARRANTY:

1 Year on Parts
(This does not cover wear & tear)



CFE 2500

- LED console readouts: Inline, time, distance, calories, pulse, speed / rpm level
- Level Control: 20 resistance levels
- With 15 Level Power Incline
- 500mm x 220mm unique stride length
- 20 kgs flywheel
- Both forward & reverse motions offer various workout options
- Mp3 with speaker and USB Input
- With bottle holder
- With adaptor power system
- Maximum user weight: 180 kg
- Size: 2160 x 770 x 1940, N.W: 140 kg, G.W: 172 kg

WARRANTY:

1 Year on Parts
(This does not cover wear & tear)



CFE 2750

- LED console readouts: Inline, time, distance, calories, pulse, speed / rpm level
- Level Control: 26 resistance levels
- Maintenance Free ball bearing reduces friction and leads to no noise
- 24 kgs flywheel
- Both forward & reverse motions offer various workout options
- With bottle holder
- Extra Large Pedals: It is convenient to achieve the best running posture by adjusting position easily
- Power Generated System
- Maximum User Weight: 180 Kg

WARRANTY:

1 Year on Parts
(This does not cover wear & tear)



CFE 2950 Made in Taiwan

- LED console readouts: Inline, time, distance, calories, pulse, speed / rpm level
- 20% Power Incline
- Level Control: 24 resistance levels
- 20 kgs flywheel
- Slide rail: Iron tube + Laying aluminium plate
- Both forward & reverse motions offer various workout options
- Mp3 with Speaker
- Power Adaptor System
- Maximum User Weight: 160 kg

WARRANTY:

1 Year on Parts
(This does not cover wear & tear)



CFE 2600

- LED console readouts: Inline, time, distance, calories, pulse, speed / rpm level
- Level Control: 32 resistance levels
- 18 kgs flywheel
- **15 Level Auto Incline**
- Both forward & reverse motions offer various workout options
- Mp3 with speakers
- Power Adaptor System
- Maximum user weight : 180 kg
- Size: 1890 x 910 x 1660 mm
- N.W: 105 kg, G.W 120 kg

WARRANTY:

1 Year on Parts
(This does not cover wear & tear)



CFE 2450 Made in Taiwan

- LED console readouts: Inline, time, distance, calories, pulse, speed / rpm level
- Level Control: 24 resistance levels
- 18 kgs flywheel
- **20 Level Manual Inline**
- Both forward & reverse motions offer various workout options
- Mp3 with speaker / slide rail: Iron tube + laying aluminium plate
- Power Adaptor System
- Maximum user weight: 200 kg
- Adjustable Pedals

WARRANTY:

1 Year on Parts
(This does not cover wear & tear)



CFE 2400

- LED 5 windows console readouts: Inline, time, distance, calories, pulse, speed / rpm level
- Level Control: 32 resistance levels
- 20" Stride length
- **12 kgs flywheel**
- Both forward & reverse motions offer various workout options
- Mp3 with speaker and USB input
- With Power Adaptor System
- Maximum user weight: 150 kg
- Size: 2145 x 666 x 1740 mm
- N.W: 112 kg, G.W: 138 kg

WARRANTY:

1 Year on Parts
(This does not cover wear & tear)



CFE 2800

- LED SCREEN : Calories, Time Speed, Distance etc
- POWER: PMS
- 32 Levels Resistance for effective workout
- 1-12 Preset Programs
- Stride Size: 19" (483 mm)
- User Weight: 180 kg
- Tablet- Mobile Holder - Yes
- Size: 1580 x 630 x 1700 mm
- N.W: 94 kg, G.W: 105 kg

WARRANTY:

1 Year on Parts
(This does not cover wear & tear)



CFE E37

- LED SCREEN : Calories, Time Speed, Distance etc
- Power generated System
- 32 Levels Resistance for effective workout
- 1-12 Preset Programs
- Stride Size: 19" (483 mm)
- User Weight: 180 kg
- Tablet- Mobile Holder - Yes
- Size: 2005 x 635 x 1762 mm

WARRANTY:

1 Year on Parts
(This does not cover wear & tear)



CFE 2250

- LED console readouts: incline, time, distance, calories, pulse, speed / rpm, level
- Level Control: 16 resistance levels
- 14 kgs flywheel
- Both forward & reverse motions offer various workout options
- Self Generated system
- Maximum user weight : 180 kg

WARRANTY:

1 Year on Parts
(This does not cover wear & tear)



CFE 2200

- LED console readouts: incline, time, distance, calories, pulse, speed / rpm, level
- Level Control: 16 resistance levels
- 14 kgs flywheel
- Both forward & reverse motions offer various workout options
- Self Generated system
- Maximum user weight : 180 kg

WARRANTY:

1 Year on Parts
(This does not cover wear & tear)



CFE 2300

- LED console readouts: incline, time, distance, calories, pulse, speed / rpm, level
- Level Control: 32 resistance levels
- 14 kgs flywheel
- Both forward & reverse motions offer various workout options
- Self Generated system
- Maximum user weight : 180 kg

WARRANTY:

1 Year on Parts
(This does not cover wear & tear)



CFE 2100

- LED console readouts: incline, time, distance, calories, pulse, speed / rpm, level
- Level Control: 8 resistance levels
- 6 kgs flywheel
- Both forward & reverse motions offer various workout options
- Magnetic Self Generated system
- Maximum user weight :160 kg

WARRANTY:

1 Year on Parts
(This does not cover wear & tear)



CFE 3100 SEMI COMMERCIAL ELLIPTICAL TRAINER

- LED console readouts: incline, time, distance, calories, pulse, speed / rpm, level
- Level Control: 16 resistance levels
- 11 kgs flywheel
- Both forward & reverse motions offer various workout options
- Mp3 with speaker
- Power Generated system
- Maximum user weight: 145 kg
- Size: 2145 x 666 x 1740 mm
- N.W: 112 kg, G.W: 138 kg

WARRANTY:

1 Year on Parts
(This does not cover wear & tear)



CFE 3200 LIGHT COMMERCIAL ELLIPTICAL TRAINER

- LED console readouts: incline, time, distance, calories, pulse, speed / rpm, level
- Level Control: 24 resistance levels
- 9 kgs flywheel
- Both forward & reverse motions offer various workout options
- Mp3 with speaker
- Power Generated system
- Maximum user weight: 140 kg

WARRANTY:

1 Year on Parts
(This does not cover wear & tear)

HELIX CLIMBER

PRODUCT CATALOGUE



HELIX CLIMBER

- N.W : 98 Kg
- G.W: 130 Kg
- Size: 1020 x 1030 x 1700 mm

WARRANTY:

1 Year on Parts
(This does not cover wear & tear)



CFS 5000

- Sturdy structure with heavy duty crank
- Fully adjustable seat
- Stuffing: PU foam with synthetic leather
- Resistance levels: Variable linear increase
- Flywheel Size: 28 kg
- Vertically adjustable handlebar
- Transport wheels for easy movement
- Maximum User Weight : 200 Kgs

WARRANTY:

1 Year on Parts
(This does not cover wear & tear)



CFS 4600

- Sturdy structure with heavy duty crank
- Fully adjustable seat
- Stuffing: PU foam with synthetic leather
- Resistance levels: Variable linear increase
- Flywheel Size: 28 kg
- Vertically adjustable handlebar
- Transport wheels for easy movement
- Maximum User Weight : 200 Kgs

WARRANTY:

1 Year on Parts
(This does not cover wear & tear)



CFS 4400 MAGNETIC SPIN BIKE

- Sturdy structure with heavy duty crank
- Fully adjustable seat
- Stuffing: PU foam with synthetic leather
- Resistance levels: Variable linear increase
- Flywheel Size: 24 kg
- Vertically adjustable handlebar
- Transport wheels for easy movement
- Maximum User Weight : 160 Kgs

WARRANTY:

1 Year on Parts
(This does not cover wear & tear)



CFS 4450

- Sturdy structure with heavy duty crank
- Fully adjustable seat
- Special high comfort indoor cycling seat
- Manual break press system
- Emergency stop function
- Flywheel Size: 26 kg
- Horizontally & Vertically adjustable handlebar and seat
- Transport wheels for easy movement
- Maximum User Weight : 160 Kgs

WARRANTY:

1 Year on Parts
(This does not cover wear & tear)



CFS 4700

- Sturdy structure with heavy duty crank
- Fully adjustable seat
- Special high comfort indoor cycling seat
- Felt Friction Resistance Adjustable Method
- Flywheel Size: 22 kg
- Transport wheels for easy movement
- Maximum User Weight : 160 Kgs
- Size: 1230 x 620 x 1220 mm
- N.W: 66 kg, G.W: 70 kg

WARRANTY:

1 Year on Parts
(This does not cover wear & tear)



CFS 4300 MAGNETIC SPIN BIKE

- Sturdy structure with heavy duty crank
- Fully adjustable seat
- Special high comfort indoor cycling seat
- Magnetic Resistance
- Emergency stop function
- Horizontally & vertically adjustable handlebar and seat
- Flywheel Size: 22 kgs
- Transport wheels for easy movement
- Maximum User Weight: 160 Kgs

WARRANTY:

1 Year on Parts
(This does not cover wear & tear)



CFS 4100

- Sturdy structure with heavy duty crank
- Fully adjustable seat
- Stuffing: PU foam with synthetic leather.
- Resistance levels: Variable linear increase
- Flywheel Size: 24 kg
- Vertically adjustable handlebar
- Transport wheels for easy movement
- Maximum User Weight: 150 kgs
- Size: 1145 x 535 x 1125 mm
- N.W: 66 kg, G.W: 70 kg

WARRANTY:

1 Year on Parts
(This does not cover wear & tear)



CFS 4500 SPIN BIKE

- Sturdy structure with heavy duty crank
- Fully adjustable seat
- Stuffing : PU foam with synthetic leather
- Resistance levels: Variable Linear Increase
- Flywheel Size: 26 kgs
- Vertically adjustable seat & handlebar
- Transport wheels for easy movement
- Maximum User Weight: 150 kgs

WARRANTY:

1 Year on Parts
(This does not cover wear & tear)



CFS 4080

- Sturdy structure with heavy duty crank
- Fully adjustable seat
- Stuffing : PU foam with synthetic leather
- Resistance levels: Variable Linear Increase
- Flywheel Size: 23 kgs
- Vertically adjustable handlebar
- Transport wheels for easy movement
- Maximum User Weight: 150 kgs

WARRANTY:

1 Year on Parts
(This does not cover wear & tear)



CFS 4050

- Sturdy structure with heavy duty crank
- Fully adjustable seat
- Stuffing : PU foam with synthetic leather
- Resistance levels: Variable Linear Increase
- Flywheel Size: 22 kgs
- Vertically adjustable handlebar
- Transport wheels for easy movement
- Maximum User Weight: 150 kgs

WARRANTY:

1 Year on Parts
(This does not cover wear & tear)



CFR 5000

- LED display showing Pulse, Recovery, Time, RPM, Speed, Distance, Calories, Watt, Heart Rate & Resistance
- With self generator system
- 12 programs : Manual, Interval, Weight Loss, Fit Test etc.
- 16 Kgs Flywheel
- 20 levels tension control system
- Ergonomic seat adjustment
- Hand grips with pulse sensor
- Counter balance pedals
- Adjustable PU seat
- With Bottle, I-Pad & Mobile holder
- Maximum User Weight: 150 kgs
- Size: 1616 x 710 x 1390 mm
- N.W: 80 kg, G.W: 95 kg

WARRANTY:

1 Year on Parts
(This does not cover wear & tear)



CFR 4900

- LED display showing Pulse, Recovery, Time, RPM, Speed, Distance, Calories, Watt, Heart Rate & Resistance
- With self generator system
- Adjustable pedal: Equipped with easy to adjust pedal straps
- 15 Kgs Flywheel
- 26 levels tension control system
- Ergonomic seat adjustment
- Hand grips with pulse sensor
- Counter balance pedals
- Adjustable PU seat
- With Mobile holder
- Maximum User Weight: 150 kgs
- Size: 1635 x 700 x 1370 mm
- N.W: 84 kg, G.W: 95 kg

WARRANTY:

1 Year on Parts
(This does not cover wear & tear)



CFR 4850

- LCD display showing Pulse, Recovery, Time, RPM, Speed, Distance, Calories, Watt. Heart Rate & Resistance
- With self generator system
- With Counter Balance Pedals
- 14 Kg Flywheel
- 16 levels tension control system
- Ergonomic seat adjustment
- Counter balance pedals
- Adjustable PU seat
- Maximum User Weight: : 150 kgs

WARRANTY:

1 Year on Parts
(This does not cover wear & tear)



CFR 4800

- LCD display showing Pulse, Recovery, Time, RPM, Speed, Distance, Calories, Watt. Heart Rate & Resistance
- With self generator system
- With Counter Balance Pedals
- 12 Kg Flywheel
- 16 levels tension control system
- Ergonomic seat adjustment
- Counter balance pedals
- Adjustable PU seat
- Maximum User Weight: : 150 kgs

WARRANTY:

1 Year on Parts
(This does not cover wear & tear)



CFR 4400 LIGHT COMMERCIAL RECUMBENT BIKE

- LCD display showing Pulse, Recovery, Time, RPM, Speed, Distance, Calories, Watt, Heart Rate & Resistance
- With self generator system
- 10 Kgs Flywheel
- 8 Levels tension control system
- Ergonomic seat adjustment
- Hand grips with pulse sensor
- Counter balance pedals
- Adjustable PU seat
- Maximum User Weight: 140 Kgs
- Size: 1700 x 600 x 1100 mm
- N.W: 55 kg, G.W: 60 kg

WARRANTY:

1 Year on Parts
(This does not cover wear & tear)



CFU 5000

- LCD display showing Pulse, Recovery, Time, RPM, Speed, Distance, Calories, Watt. Heart Rate & Resistance
- With self generator system
- 12 Programs : Manual, Interval, Weight Loss, Fit Test etc
- 16 Kgs Flywheel
- 20 levels tension control system
- Ergonomic seat adjustment
- Hand grips with pulse sensor
- Counter balance pedals
- Adjustable PU seat
- With Bottle, I-Pad & Mobile Holder
- Maximum User Weight : 150 Kgs
- Size: 1200 x 590 x 1510
- N.W: 62 kg, G.W: 72 kg

WARRANTY:

1 Year on Parts
(This does not cover wear & tear)



CFU 4900

- LCD display showing Pulse, Recovery, Time, RPM, Speed, Distance, Calories, Watt. Heart Rate & Resistance
- With self generator system
- Adjustable pedal : Equipped with easy-to-adjust pedal strips
- 15 Kg flywheel
- 26 levels tension control system
- Ergonomic Seat Adjustment
- Hand grips with pulse sensor
- Counter balance pedals
- Adjustable PU seat
- With Mobile holder
- Maximum User Weight : 150 Kg
- Size : 1150 x 535 x 1500 mm
- N.W: 65 kg, G.W: 80 kg

WARRANTY:

1 Year on Parts
(This does not cover wear & tear)



CFU 4800

- LCD display showing Pulse, Recovery, Time, RPM, Speed, Distance, Calories, Watt. Heart Rate & Resistance
- With self generator system
- With Counter Balance Pedals
- 12 Kg Flywheel
- 16 levels tension control system
- Ergonomic seat adjustment
- Counter balance pedals
- Adjustable PU seat
- Maximum User Weight: : 150 kgs

WARRANTY:

1 Year on Parts
(This does not cover wear & tear)



CFU 4500 LIGHT COMMERCIAL UPRIGHT BIKE

- LCD display showing Pulse, Recovery, Time, RPM, Speed, Distance, Calories, Watt. Heart Rate & Resistance
- Power generated system
- Magnetic brake with V-Belt drive system
- 24 levels tension control system
- Hand Grips with pulse sensor
- Counter balance pedals
- PU Seat with adjustable height
- User Weight: 130 kg

WARRANTY:

1 Year on Parts
(This does not cover wear & tear)



CFF 4900 FAN AIR BIKE

- Heavy duty steel structure with 25" FAN
- LCD monitor showing time, distance, speed, calories, watts, heart rate & interval settings
- Transmission : Belt dry system
- 4 way quick release seat adjustment
- Universal ball joint provides stability & durability for long term workout
- Extra padding on seat for best comfort
- Transport wheels
- Max. User Weight : 180 Kgs . Size: 1330 x 767 x 1325 mm

Additional Feature:

- Comes with moving handle bar

WARRANTY:

1 Year on Parts
(This does not cover wear & tear)



CFF 4600 FAN AIR BIKE

- Heavy duty steel structure with 25" FAN
- LCD monitor showing time, distance, speed, calories, watts, heart rate & interval settings
- Transmission : Chain + V Belt dry system
- 4 way quick release seat adjustment
- Universal ball joint provides stability & durability for long term workout
- Extra padding on seat for best comfort
- Transport wheels
- Max. User Weight : 180 Kgs

WARRANTY:

1 Year on Parts
(This does not cover wear & tear)



CFF 4700 FAN AIR BIKE

- Heavy duty Fan Air Bike
- LED monitor showing time, distance, speed, calories, watts, heart rate & interval settings.
- Transmission : Belt Generated
- Quick release seat adjustment
- Extra padding on seat for best comfort
- Max. User Weight: 150 Kgs
- Size: 1350 x 340 x 800 mm

WARRANTY:

1 Year on Parts
(This does not cover wear & tear)

WATER ROWER

PRODUCT CATALOGUE



WATER ROWER Made in Taiwan

- Heavy Duty Commercial Water Rower
- 6 Levels of Resistance is available
- Wide Straps are provided to ensure optimal foot placement and comfortable rowing position
- Compact tank design delivers ease of adjustment
- Interactive Performance Monitor (IPM) : The IPM displays: time, speed, distance: stoke rate: calories per hour
Watts: 20 Level Adjustment etc.
- Slide rail : Iron tube + laying aluminium plate
- Unmatched Durability - Virtually Maintenance Free
- Ergonomic handle allows comfortable grip and minimised strain on forearms, wrists and hands
- Concealed Air-Glide Seat Rollers for safer and cleaner continuous smooth operation
- Rubber feel for adhesion to floor surfaces and to prevent damage
- Transport wheels for easy Mobility
- Maximum user weight: 180 kg
- N.W: 35 kg, G.W: 43 kg

WARRANTY:

1 Year on Parts
(This does not cover wear & tear)

WATER ROWER

PRODUCT CATALOGUE



WATER ROWER

- Heavy Duty Commercial Water Rower
- Widest range of Resistance is available
- Wide straps are provided to ensure optimal foot placement and comfortable rowing position
- Compact tank design delivers ease of adjustment
- Interactive Performance Monitor (IPM) : The IPM displays: time, speed, distance, stroke rate, calories per hour, watts
- 20 Level Adjustment
- Unmatched Durability - Virtually Maintenance Free
- Ergonomic Handle allows comfortable grip and minimised strain on forearms, wrists and hands
- Concealed Air-Glide Seat Rollers for safer and cleaner continuous smooth operation
- Rubber feet for adhesion to floor surfaces and to prevent damage
- Transport wheels for easy Mobility
- Maximum user weight: 180 kgs

WARRANTY:

1 Year on Parts
(This does not cover wear & tear)

AIR ROWER

PRODUCT CATALOGUE



AIR ROWER Made in Taiwan

- Heavy Duty Commercial Water Rower
- Solid steel frame
- Air generated 10 levels resistance
- Wide straps are provided to ensure optimal foot placement and comfortable rowing position
- Transport wheels for easy movement
- With LCD monitor that displays all workout data
- High quality cushioned seat
- Adjustable footrest with numbered setting
- Maximum user weight: 160 Kg
- Slide rail : Iron tube + laying aluminium plate
- Size : 1430 x 410 x 550 mm
- N.W: 34 kg, G.W: 41 kg

WARRANTY:

1 Year on Parts
(This does not cover wear & tear)



AIR ROWER AR 600

- Heavy Duty Commercial Water Rower
- Solid steel frame
- Air generated 10 levels resistance
- Wide straps are provided to ensure optimal foot placement and comfortable rowing position
- Transport wheels for easy movement
- With LED monitor that displays all workout data
- High quality cushioned seat
- Adjustable footrest with numbered setting
- Maximum user weight: 160 Kg
- Slide rail : Iron tube + laying aluminium plate
- Size : 2360 x 550 x 500 mm
- N.W: 53 kg, G.W: 73 kg

WARRANTY:

1 Year on Parts
(This does not cover wear & tear)

AIR ROWER

PRODUCT CATALOGUE



AIR ROWER

- Heavy Duty Commercial Water Rower
- Solid steel frame
- Air generated 8 levels resistance
- Wide straps are provided to ensure optimal foot placement and comfortable rowing position
- Transport wheels for easy movement
- With LCD monitor that displays all workout data
- High quality cushioned seat
- Adjustable footrest with numbered setting
- Maximum user weight: 160 Kg
- Size : 1430 x 410 x 550 mm

WARRANTY:

1 Year on Parts
(This does not cover wear & tear)

SKI MACHINE

PRODUCT CATALOGUE



SKI MACHINE

- Resistance adjustable Windage adjustment: 10 levels
- Machine size: 1300 x 60 x 214
- Packing Size: 1325 x 670 x 595 mm
- Display Shows time, distance, speed, calories
- N.W: 50 kg, G.W: 55 kg

WARRANTY:

1 Year on Parts
(This does not cover wear & tear)

VERTICAL CLIMBER

PRODUCT CATALOGUE



VERTICAL CLIMBING MACHINE

- Resistance adjustable Windage adjustment: 10 levels
- Machine size: 1051 x 1100 x 2500 mm
- Display Shows time, distance, speed, calories
- N.W: 150 kg

WARRANTY:

1 Year on Parts
(This does not cover wear & tear)

GYM FAN

PRODUCT CATALOGUE



GYM FAN

- Easy to use Easy to move via solid wheels
- Keeps the area cool
- Smashingly Durable Steel cage & Aluminium airfoils can handle the toughest environments
- Quick & Efficient Gearless direct-drive motor
- N.W: 51 kg, G.W: 55 kg
- Machine Size : 1540 x 880 x 1670 mm

WARRANTY:

1 Year on Parts
(This does not cover wear & tear)



4 STATION MULTI GYM JXS 003

- 4 Stations Gym with 3 weight towers having weight stack of 100 Kgs each
- Exercise Functions - Leg Curl, Leg Extension, Chest press, Shoulder Press, Pec Fly, Lat pull, Rowing, and all high / low pulley exercises
- Comfortable seat pads & all the weight stacks attached at right angle for maximum space saving when placed in corner
- Durable powder coated finish
- Ergonomic Design / Scientific Biomechanics
- High Strength Pulley
- Highly Flexible Cable
- Size : 2738 x 2445 x 2160 mm

WARRANTY:

1 Year on Parts
(This does not cover wear & tear)



5 STATIONS MULTI GYM 518 BK

- 5 Station Gym with 4 weight towers having weight stack of 75 kg each
- Exercise Function - Leg press, Leg extension, Chest press, Pec fly, Lat pull, Rowing, Knee raise, Push up stand, sit up, kicking etc.
- Durable powder coated finish
- Ergonomic Design / Scientific Biomechanics
- High Strength Pulley
- Highly Flexible Cable
- Size: 2770 x 2720 x 2065 mm

WARRANTY:

1 Year on Parts
(This does not cover wear & tear)



3 STATION MULTI GYM 518 BL

- 3 Station Gym with 2 weight towers having weight stack of 75 kg each
- Exercise Function - Leg press, Leg extension, Chest press, Pec fly, Lat pull, Rowing, Knee raise, Push up stand sit up, kicking etc.
- Durable powder coated finish
- Ergonomic Design / Scientific Biomechanics
- High Strength Pulley
- Highly Flexible Cable
- Size: 2300 x 1850 x 2065 mm

WARRANTY:

1 Year on Parts
(This does not cover wear & tear)



5 STATIONS MULTI GYM 518 BI

- 5 Station Gym with 2 weight towers having weight stack of 75 kg each
- Exercise Function - Leg press, Leg extension, Chest press, Pec fly, Lat pull, Rowing, Knee raise, Push up stand, sit up, kicking etc.
- Durable powder coated finish
- Ergonomic Design / Scientific Biomechanics
- High Strength Pulley
- Highly Flexible Cable
- Size: 2100 x 2350 x 2100 mm

WARRANTY:

1 Year on Parts
(This does not cover wear & tear)



MULTI PRESS

- Main Frame: Square Tube
- Cushion: Made of PU
- Shroud: Made of alloy steel
- Pulley: Made of high-strength aluminium alloy
- Handlebar: Red high-strength aluminium alloy
- Weight Plate: Alloy Steel
- Guide Rod: Stainless steel hollow pipe
- Steel cable: max load 1500kgs, passed 100,00 rounds endurance test
- Max User Weight: 200kgs.
- Weight Stack: 100 kgs
- STANDARD TEST: EN ISO 20957 IISETC 00202019051
- Size: 1390 x 1380 x 1573 mm



LEG CURL / LEG EXTENSION

- Main Frame: Square Tube
- Cushion: Made of PU
- Shroud: Made of alloy steel
- Pulley: Made of high-strength aluminium alloy
- Handlebar: Red high-strength aluminium alloy
- Weight Plate: Alloy Steel
- Guide Rod: Stainless steel hollow pipe
- Steel cable: max load 1500kgs, passed 100,00 rounds endurance test
- Max User Weight: 200kgs.
- Weight Stack: 100 kgs
- STANDARD TEST: EN ISO 20957 IISETC 00202019051
- Size: 1355 x 1307 x 1455 mm



LAT PULLDOWN / LOW ROW

- Main Frame: Square Tube
- Cushion: Made of PU
- Shroud: Made of alloy steel
- Pulley: Made of high-strength aluminium alloy
- Handlebar: Red high-strength aluminium alloy
- Weight Plate: Alloy Steel
- Guide Rod: Stainless steel hollow pipe
- Steel cable: max load 1500kgs, passed 100,00 rounds endurance test
- Max User Weight: 200kgs.
- Weight Stack: 100 kgs
- STANDARD TEST: EN ISO 20957 I ISETC 00202019051
- Size: 1965 x 1183 x 2240 mm



PEC FLY / PEARL DELT

- Main Frame: Square Tube
- Cushion: Made of PU
- Shroud: Made of alloy steel
- Pulley: Made of high-strength aluminium alloy
- Handlebar: Red high-strength aluminium alloy
- Weight Plate: Alloy Steel
- Guide Rod: Stainless steel hollow pipe
- Steel cable: max load 1500kgs, passed 100,00 rounds endurance test
- Max User Weight: 200kgs.
- Weight Stack: 100 kgs
- STANDARD TEST: EN ISO 20957 I ISETC 00202019051
- Size: 1523 x 1445 x 2018 mm



ABDUCTOR + ADDUCTOR

- Main Frame: Square Tube
- Cushion: Made of PU
- Shroud: Made of alloy steel
- Pulley: Made of high-strength aluminium alloy
- Handlebar: Red high-strength aluminium alloy
- Weight Plate: Alloy Steel
- Guide Rod: Stainless steel hollow pipe
- Steel cable: max load 1500kgs, passed 100,00 rounds endurance test
- Max User Weight: 200kgs.
- Weight Stack: 100 kgs
- STANDARD TEST: EN ISO 20957 ISETC 00202019051
- Size: 1565 x 718 x 1455 mm



WEIGHT ASSISTED CHIN DIP

- Main Frame: Square Tube
- Cushion: Made of PU
- Shroud: Made of alloy steel
- Pulley: Made of high-strength aluminium alloy
- Handlebar: Red high-strength aluminium alloy
- Weight Plate: Alloy Steel
- Guide Rod: Stainless steel hollow pipe
- Steel cable: max load 1500kgs, passed 100,00 rounds endurance test
- Max User Weight: 200kgs.
- Weight Stack: 100 kgs
- STANDARD TEST: EN ISO 20957 ISETC 00202019051
- Size: 1615 x 1230 x 2432 mm

PRESTIGE SERIES

PRODUCT CATALOGUE



CHEST PRESS

- Main Frame: Square Tube
- Cushion: Made of PU
- Shroud: Made of alloy steel
- Pulley: Made of high-strength aluminium alloy
- Handlebar: Red high-strength aluminium alloy
- Weight Plate: Alloy Steel
- Guide Rod: Stainless steel hollow pipe
- Steel cable: max load 1500kgs, passed 100,00 rounds endurance test
- Max User Weight: 200kgs.
- Weight Stack: 100 kgs
- STANDARD TEST: EN ISO 20957 IISETC 00202019051
- Size: 1420 x 1150 x 1455 mm

SEATED ROW

- Main Frame: Square Tube
- Cushion: Made of PU
- Shroud: Made of alloy steel
- Pulley: Made of high-strength aluminium alloy
- Handlebar: Red high-strength aluminium alloy
- Weight Plate: Alloy Steel
- Guide Rod: Stainless steel hollow pipe
- Steel cable: max load 1500kgs, passed 100,00 rounds endurance test
- Max User Weight: 200kgs.
- Weight Stack: 100 kgs
- STANDARD TEST: EN ISO 20957 IISETC 00202019051
- Size: 1380 x 1325 x 1455 mm



BICEPS CURL

- Main Frame: Square Tube
- Cushion: Made of PU
- Shroud: Made of alloy steel
- Pulley: Made of high-strength aluminium alloy
- Handlebar: Red high-strength aluminium alloy
- Weight Plate: Alloy Steel
- Guide Rod: Stainless steel hollow pipe
- Steel cable: max load 1500kgs, passed 100,00 rounds endurance test
- Max User Weight: 200kgs.
- Weight Stack: 80 kgs
- STANDARD TEST: EN ISO 20957 IISETC 00202019051
- Size: 1286 x 1146 x 1455 mm



TRICEP PRESS

- Main Frame: Square Tube
- Cushion: Made of PU
- Shroud: Made of alloy steel
- Pulley: Made of high-strength aluminium alloy
- Handlebar: Red high-strength aluminium alloy
- Weight Plate: Alloy Steel
- Guide Rod: Stainless steel hollow pipe
- Steel cable: max load 1500kgs, passed 100,00 rounds endurance test
- Max User Weight: 200kgs.
- Weight Stack: 100 kgs
- STANDARD TEST: EN ISO 20957 ISETC 00202019051
- Size: 1218 x 1127 x 1455 mm



SEATED HORIZONTAL PULLEY

- Main Frame: Square Tube
- Cushion: Made of PU
- Shroud: Made of alloy steel
- Pulley: Made of high-strength aluminium alloy
- Handlebar: Red high-strength aluminium alloy
- Weight Plate: Alloy Steel
- Guide Rod: Stainless steel hollow pipe
- Steel cable: max load 1500kgs, passed 100,00 rounds endurance test
- Max User Weight: 200kgs.
- Weight Stack: 100 kgs
- STANDARD TEST: EN ISO 20957 ISETC 00202019051
- Size: 1355 x 1307 x 1455 mm



HIGH PULLEY

- Main Frame: Square Tube
- Cushion: Made of PU
- Shroud: Made of alloy steel
- Pulley: Made of high-strength aluminium alloy
- Handlebar: Red high-strength aluminium alloy
- Weight Plate: Alloy Steel
- Guide Rod: Stainless steel hollow pipe
- Steel cable: max load 1500kgs, passed 100,00 rounds endurance test
- Max User Weight: 200kgs.
- Weight Stack: 100 kgs
- STANDARD TEST: EN ISO 20957 I ISETC 00202019051
- Size: 1380 x 793 x 2210 mm



PRONE LEG CURL

- Main Frame: Square Tube
- Cushion: Made of PU
- Shroud: Made of alloy steel
- Pulley: Made of high-strength aluminium alloy
- Handlebar: Red high-strength aluminium alloy
- Weight Plate: Alloy Steel
- Guide Rod: Stainless steel hollow pipe
- Steel cable: max load 1500kgs, passed 100,00 rounds endurance test
- Max User Weight: 200kgs.
- Weight Stack: 100 kgs
- STANDARD TEST: EN ISO 20957 I ISETC 00202019051
- Size: 1632 x 1266 x 1455 mm



LEG EXTENSION

- Main Frame: Square Tube
- Cushion: Made of PU
- Shroud: Made of alloy steel
- Pulley: Made of high-strength aluminium alloy
- Handlebar: Red high-strength aluminium alloy
- Weight Plate: Alloy Steel
- Guide Rod: Stainless steel hollow pipe
- Steel cable: max load 1500kgs, passed 100,00 rounds endurance test
- Max User Weight: 200kgs.
- Weight Stack: 100 kgs
- STANDARD TEST: EN ISO 20957 I ISETC 00202019051
- Size: 1357 x 1305 x 1455 mm



SHOULDER PRESS

- Main Frame: Square Tube
- Cushion: Made of PU
- Shroud: Made of alloy steel
- Pulley: Made of high-strength aluminium alloy
- Handlebar: Red high-strength aluminium alloy
- Weight Plate: Alloy Steel
- Guide Rod: Stainless steel hollow pipe
- Steel cable: max load 1500kgs, passed 100,00 rounds endurance test
- Max User Weight: 200kgs.
- Weight Stack: 100 kgs
- STANDARD TEST: EN ISO 20957 I ISETC 00202019051
- Size: 1660 x 1640 x 1455 mm

KNIGHT SERIES

PRODUCT CATALOGUE

**NEW
ARRIVAL**



MULTI PRESS KN01

- Main Frame: Oval Tube• Cushion: Made of PU
- Shroud: Made of alloy steel• Pulley: Made of high-strength aluminium alloy
- Handlebar: High-strength aluminium alloy
- Weight Plate: Alloy Steel• Guide Rod: Stainless steel hollow pipe
- Steel cable: max load 1500kgs, passed 100,00 roundsendurance test
- Max User Weight: 200kgs.
- Weight Stack: 110 kgs
- STANDARD TEST: EN ISO 20957 ISETC 00202019051

LEG CURL / LEG EXTENSION KN02



- Main Frame: Oval Tube• Cushion: Made of PU
- Shroud: Made of alloy steel• Pulley: Made of high-strength aluminium alloy
- Handlebar: High-strength aluminium alloy
- Weight Plate: Alloy Steel• Guide Rod: Stainless steel hollow pipe
- Steel cable: max load 1500kgs, passed 100,00 roundsendurance test
- Max User Weight: 200kgs.
- Weight Stack: 110 kgs
- STANDARD TEST: EN ISO 20957 ISETC 00202019051



LAT PULLDOWN / LOW ROW KN03

- Main Frame: Oval Tube• Cushion: Made of PU
- Shroud: Made of alloy steel• Pulley: Made of high-strength aluminium alloy
- Handlebar: High-strength aluminium alloy
- Weight Plate: Alloy Steel• Guide Rod: Stainless steel hollow pipe
- Steel cable: max load 1500kgs, passed 100,00 roundsendurance test
- Max User Weight: 200kgs.
- Weight Stack: 92 kgs
- STANDARD TEST: EN ISO 20957 ISETC 00202019051



BICEPS CURL TRICEPS EXTENSION KN04

- Main Frame: Oval Tube• Cushion: Made of PU
- Shroud: Made of alloy steel• Pulley: Made of high-strength aluminium alloy
- Handlebar: High-strength aluminium alloy
- Weight Plate: Alloy Steel• Guide Rod: Stainless steel hollow pipe
- Steel cable: max load 1500kgs, passed 100,00 roundsendurance test
- Max User Weight: 200kgs.
- Weight Stack: 110 kgs
- STANDARD TEST: EN ISO 20957 ISETC 00202019051



PEC FLY / REAR DELT KN05

- Main Frame: Oval Tube• Cushion: Made of PU
- Shroud: Made of alloy steel• Pulley: Made of high-strength aluminium alloy
- Handlebar: High-strength aluminium alloy
- Weight Plate: Alloy Steel• Guide Rod: Stainless steel hollow pipe
- Steel cable: max load 1500kgs, passed 100,00 roundsendurance test
- Max User Weight: 200kgs.
- Weight Stack: 110 kgs
- STANDARD TEST: EN ISO 20957 ISETC 00202019051



ABDUCTOR ADDUCTOR KN06

- Main Frame: Oval Tube• Cushion: Made of PU
- Shroud: Made of alloy steel• Pulley: Made of high-strength aluminium alloy
- Handlebar: High-strength aluminium alloy
- Weight Plate: Alloy Steel• Guide Rod: Stainless steel hollow pipe
- Steel cable: max load 1500kgs, passed 100,00 roundsendurance test
- Max User Weight: 200kgs.
- Weight Stack: 92 kgs
- STANDARD TEST: EN ISO 20957 ISETC 00202019051



WEIGHT ASSISTED CHIN DIP KN07

- Main Frame: Oval Tube• Cushion: Made of PU
- Shroud: Made of alloy steel• Pulley: Made of high-strength aluminium alloy
- Handlebar: High-strength aluminium alloy
- Weight Plate: Alloy Steel• Guide Rod: Stainless steel hollow pipe
- Steel cable: max load 1500kgs, passed 100,00 roundsendurance test
- Max User Weight: 200kgs.
- Weight Stack: 88 kgs
- STANDARD TEST: EN ISO 20957 ISETC 00202019051



CHEST PRESS KN08

- Main Frame: Oval Tube• Cushion: Made of PU
- Shroud: Made of alloy steel• Pulley: Made of high-strength aluminium alloy
- Handlebar: High-strength aluminium alloy
- Weight Plate: Alloy Steel• Guide Rod: Stainless steel hollow pipe
- Steel cable: max load 1500kgs, passed 100,00 roundsendurance test
- Max User Weight: 200kgs.
- Weight Stack: 110 kgs
- STANDARD TEST: EN ISO 20957 ISETC 00202019051

SEATED ROW KN09

- Main Frame: Oval Tube• Cushion: Made of PU
- Shroud: Made of alloy steel• Pulley: Made of high-strength aluminium alloy
- Handlebar: High-strength aluminium alloy
- Weight Plate: Alloy Steel• Guide Rod: Stainless steel hollow pipe
- Steel cable: max load 1500kgs, passed 100,00 roundsendurance test
- Max User Weight: 200kgs.
- Weight Stack: 92 kgs
- STANDARD TEST: EN ISO 20957 ISETC 00202019051

DUAL HANDLE LAT PULLDOWN KN10

- Main Frame: Oval Tube• Cushion: Made of PU
- Shroud: Made of alloy steel• Pulley: Made of high-strength aluminium alloy
- Handlebar: High-strength aluminium alloy
- Weight Plate: Alloy Steel• Guide Rod: Stainless steel hollow pipe
- Steel cable: max load 1500kgs, passed 100,00 roundsendurance test
- Max User Weight: 200kgs.
- Weight Stack: 110 kgs
- STANDARD TEST: EN ISO 20957 ISETC 00202019051



SEATED HORIZONTAL PULLEY KN11

- Main Frame: Oval Tube• Cushion: Made of PU
- Shroud: Made of alloy steel• Pulley: Made of high-strength aluminium alloy
- Handlebar: High-strength aluminium alloy
- Weight Plate: Alloy Steel• Guide Rod: Stainless steel hollow pipe
- Steel cable: max load 1500kgs, passed 100,00 roundsendurance test
- Max User Weight: 200kgs.
- Weight Stack: 110 kgs
- STANDARD TEST: EN ISO 20957 ISETC 00202019051



HIGH PULLEY KN12

- Main Frame: Oval Tube• Cushion: Made of PU
- Shroud: Made of alloy steel• Pulley: Made of high-strength aluminium alloy
- Handlebar: High-strength aluminium alloy
- Weight Plate: Alloy Steel• Guide Rod: Stainless steel hollow pipe
- Steel cable: max load 1500kgs, passed 100,00 roundsendurance test
- Max User Weight: 200kgs.
- Weight Stack: 110 kgs
- STANDARD TEST: EN ISO 20957 ISETC 00202019051



PRONE LEG CURL KN13

- Main Frame: Oval Tube• Cushion: Made of PU
- Shroud: Made of alloy steel• Pulley: Made of high-strength aluminium alloy
- Handlebar: High-strength aluminium alloy
- Weight Plate: Alloy Steel• Guide Rod: Stainless steel hollow pipe
- Steel cable: max load 1500kgs, passed 100,00 roundsendurance test
- Max User Weight: 200kgs.
- Weight Stack: 110 kgs
- STANDARD TEST: EN ISO 20957 ISETC 00202019051



LEG EXTENSION KN14

- Main Frame: Oval Tube• Cushion: Made of PU
- Shroud: Made of alloy steel• Pulley: Made of high-strength aluminium alloy
- Handlebar: High-strength aluminium alloy
- Weight Plate: Alloy Steel• Guide Rod: Stainless steel hollow pipe
- Steel cable: max load 1500kgs, passed 100,00 roundsendurance test
- Max User Weight: 200kgs.
- Weight Stack: 110 kgs
- STANDARD TEST: EN ISO 20957 ISETC 00202019051

LEG PRESS KN15

- Main Frame: Oval Tube• Cushion: Made of PU
- Shroud: Made of alloy steel• Pulley: Made of high-strength aluminium alloy
- Handlebar: High-strength aluminium alloy
- Weight Plate: Alloy Steel• Guide Rod: Stainless steel hollow pipe
- Steel cable: max load 1500kgs, passed 100,00 roundsendurance test
- Max User Weight: 200kgs.
- Weight Stack: 110 kgs
- STANDARD TEST: EN ISO 20957 ISETC 00202019051

SHOULDER PRESS KN16

- Main Frame: Oval Tube• Cushion: Made of PU
- Shroud: Made of alloy steel• Pulley: Made of high-strength aluminium alloy
- Handlebar: High-strength aluminium alloy
- Weight Plate: Alloy Steel• Guide Rod: Stainless steel hollow pipe
- Steel cable: max load 1500kgs, passed 100,00 roundsendurance test
- Max User Weight: 200kgs.
- Weight Stack: 110 kgs
- STANDARD TEST: EN ISO 20957 ISETC 00202019051



MULTI PRESS (ED 01)

- Main Frame: Square Tube
- Cushion: Made of PU
- Shroud: Made of high qualityrylic board
- Guide Rail: Made of alloy steel
- Pulley: Made of High-Strength aluminium alloy
- Handlebar: Red High-Strength aluminium alloy
- Weight Plate: Alloy Steel
- Guide Rod: Stainless steel hollow pipe
- Steel cable: max load 1500 kgs, passed 100,000 rounds endurance test.
- Max User Weight: 200 kgs
- Weight Stack: 100 kgs
- STANDARD TEST: EN ISO 20959 ISETC.00202019051
- Size: 1900 x 1270 x 1550 mm
- N.W: 194 kg, G.W: 234 Kg



LEG CURL / LEG EXTENSION (ED 02)

- Main Frame: Square Tube
- Cushion: Made of PU
- Shroud: Made of high qualityrylic board
- Guide Rail: Made of alloy steel
- Pulley: Made of High-Strength aluminium alloy
- Handlebar: Red High-Strength aluminium alloy
- Weight Plate: Alloy Steel
- Guide Rod: Stainless steel hollow pipe
- Steel cable: max load 1500 kgs, passed 100,000 rounds endurance test.
- Max User Weight: 200 kgs
- Weight Stack: 100 kgs
- STANDARD TEST: EN ISO 20959 ISETC.00202019051
- Size: 1300 x 980 x 1550 mm
- N.W: 184 kg, G.W: 214 Kg



LAT PULLDOWN / LOW ROW ED 03

- Main Frame: Square Tube
- Cushion: Made of PU
- Shroud: Made of high quality Arylic board
- Guide Rail: Made of alloy steel
- Pulley: Made of High-Strength aluminium alloy
- Handlebar: Red High-Strength aluminium alloy
- Weight Plate: Alloy Steel
- Guide Rod: Stainless steel hollow pipe
- Steel cable: max load 1500 kgs, passed 100,000 rounds endurance test.
- Max User Weight: 200 kgs
- Weight Stack: 100 kgs
- STANDARD TEST: EN ISO 20959 ISETC.00202019051
- Size: 1520 x 820 x 2150 mm



BICEP CURL / TRICEP EXTENSION ED 04

- Main Frame: Square Tube
- Cushion: Made of PU
- Shroud: Made of high quality Arylic board
- Guide Rail: Made of alloy steel
- Pulley: Made of High-Strength aluminium alloy
- Handlebar: Red High-Strength aluminium alloy
- Weight Plate: Alloy Steel
- Guide Rod: Stainless steel hollow pipe
- Steel cable: max load 1500 kgs, passed 100,000 rounds endurance test.
- Max User Weight: 200 kgs
- Weight Stack: 100 kgs
- STANDARD TEST: EN ISO 20959 ISETC.00202019051
- Size: 1040 x 1000 x 1550 mm
- N.W: 164 kg, G.W: 194 Kg



PEARL DELT PEC FLY (ED 05)

- Main Frame: Square Tube
- Cushion: Made of PU
- Shroud: Made of high quality Arylic board
- Guide Rail: Made of alloy steel
- Pulley: Made of High-Strength aluminium alloy
- Handlebar: Red High-Strength aluminium alloy
- Weight Plate: Alloy Steel
- Guide Rod: Stainless steel hollow pipe
- Steel cable: max load 1500 kgs, passed 100,000 rounds endurance test.
- Max User Weight: 200 kgs
- Weight Stack: 100 kgs
- STANDARD TEST: EN ISO 20959 ISETC.00202019051
- Size: 1175 x 1300 x 2080 mm
- N.W: 204 kg, G.W: 234 kg



ABDUCTOR + ADDUCTOR ED 06

- Main Frame: Square Tube
- Cushion: Made of PU
- Shroud: Made of high quality Arylic board
- Guide Rail: Made of alloy steel
- Pulley: Made of High-Strength aluminium alloy
- Handlebar: Red High-Strength aluminium alloy
- Weight Plate: Alloy Steel
- Guide Rod: Stainless steel hollow pipe
- Steel cable: max load 1500 kgs, passed 100,000 rounds endurance test.
- Max User Weight: 200 kgs
- Weight Stack: 100 kgs
- STANDARD TEST: EN ISO 20959 ISETC.00202019051
- Size: 1520 x 610 x 1550 mm
- N.W: 186 kg, G.W: 216 kg



WEIGHT ASSISTED CHIN DIP ED 07

- Main Frame: Square Tube
- Cushion: Made of PU
- Shroud: Made of high qualityrylic board
- Guide Rail: Made of alloy steel
- Pulley: Made of High-Strength aluminium alloy
- Handlebar: Red High-Strength aluminium alloy
- Weight Plate: Alloy Steel
- Guide Rod: Stainless steel hollow pipe
- Steel cable: max load 1500 kgs, passed 100,000 rounds endurance test.
- Max User Weight: 200 kgs
- Weight Stack: 100 kgs
- STANDARD TEST: EN ISO 20959 ISETC.00202019051
- Size: 1140 x 1120 x 2275 mm



CHEST PRESS ED 08

- Main Frame: Square Tube
- Cushion: Made of PU
- Shroud: Made of high qualityrylic board
- Guide Rail: Made of alloy steel
- Pulley: Made of High-Strength aluminium alloy
- Handlebar: Red High-Strength aluminium alloy
- Weight Plate: Alloy Steel
- Guide Rod: Stainless steel hollow pipe
- Steel cable: max load 1500 kgs, passed 100,000 rounds endurance test.
- Max User Weight: 200 kgs
- Weight Stack: 100 kgs
- STANDARD TEST: EN ISO 20959 ISETC.00202019051
- Size: 1900 x 1270 x 1550 mm



BICEPS CURL ED 09

- Main Frame: Square Tube
- Cushion: Made of PU
- Shroud: Made of high quality Arylic board
- Guide Rail: Made of alloy steel
- Pulley: Made of High-Strength aluminium alloy
- Handlebar: Red High-Strength aluminium alloy
- Weight Plate: Alloy Steel
- Guide Rod: Stainless steel hollow pipe
- Steel cable: max load 1500 kgs, passed 100,000 rounds endurance test.
- Max User Weight: 200 kgs
- Weight Stack: 80 kgs
- STANDARD TEST: EN ISO 20959 ISETC.00202019051
- Size: 1040 x 1000 x 1550 mm



TRICEPS PRESS ED 10

- Main Frame: Square Tube
- Cushion: Made of PU
- Shroud: Made of high quality Arylic board
- Guide Rail: Made of alloy steel
- Pulley: Made of High-Strength aluminium alloy
- Handlebar: Red High-Strength aluminium alloy
- Weight Plate: Alloy Steel
- Guide Rod: Stainless steel hollow pipe
- Steel cable: max load 1500 kgs, passed 100,000 rounds endurance test.
- Max User Weight: 200 kgs
- Weight Stack: 100 kgs
- STANDARD TEST: EN ISO 20959 ISETC.00202019051

SEATED HORIZONTAL PULLEY ED 11



- Main Frame: Square Tube
- Cushion: Made of PU
- Shroud: Made of high quality Arylic board
- Guide Rail: Made of alloy steel
- Pulley: Made of High-Strength aluminium alloy
- Handlebar: Red High-Strength aluminium alloy
- Weight Plate: Alloy Steel
- Guide Rod: Stainless steel hollow pipe
- Steel cable: max load 1500 kgs, passed 100,000 rounds endurance test.
- Max User Weight: 200 kgs
- Weight Stack: 100 kgs
- STANDARD TEST: EN ISO 20959 I ISETC.00202019051
- Size: 1750 x 820 x 1950 mm
- N.W: 164 kg G.W: 194 kg



HIGH PULLEY ED 12

- Main Frame: Square Tube
- Cushion: Made of PU
- Shroud: Made of high quality Arylic board
- Guide Rail: Made of alloy steel
- Pulley: Made of High-Strength aluminium alloy
- Handlebar: Red High-Strength aluminium alloy
- Weight Plate: Alloy Steel
- Guide Rod: Stainless steel hollow pipe
- Steel cable: max load 1500 kgs, passed 100,000 rounds endurance test.
- Max User Weight: 200 kgs
- Weight Stack: 100 kgs
- STANDARD TEST: EN ISO 20959 I ISETC.00202019051
- Size: 1370 x 820 x 2150 mm



SEATED LEG CURL ED 13

- Main Frame: Square Tube
- Cushion: Made of PU
- Shroud: Made of high qualityrylic board
- Guide Rail: Made of alloy steel
- Pulley: Made of High-Strength aluminium alloy
- Handlebar: Red High-Strength aluminium alloy
- Weight Plate: Alloy Steel
- Guide Rod: Stainless steel hollow pipe
- Steel cable: max load 1500 kgs, passed 100,000 rounds endurance test.
- Max User Weight: 200 kgs
- Weight Stack: 100 kgs
- STANDARD TEST: EN ISO 20959 ISETC.00202019051
- Size: 1300 x 980 x 1550 mm
- N.W: 174 kg G.W: 204 kg



PRONE LEG CURL ED 14

- Main Frame: Square Tube
- Cushion: Made of PU
- Shroud: Made of high qualityrylic board
- Guide Rail: Made of alloy steel
- Pulley: Made of High-Strength aluminium alloy
- Handlebar: Red High-Strength aluminium alloy
- Weight Plate: Alloy Steel
- Guide Rod: Stainless steel hollow pipe
- Steel cable: max load 1500 kgs, passed 100,000 rounds endurance test.
- Max User Weight: 200 kgs
- Weight Stack: 100 kgs
- STANDARD TEST: EN ISO 20959 ISETC.00202019051
- Size: 1300 x 980 x 1550 mm



LEG EXTENSION ED 15

- Main Frame: Square Tube
- Cushion: Made of PU
- Shroud: Made of high qualityrylic board
- Guide Rail: Made of alloy steel
- Pulley: Made of High-Strength aluminium alloy
- Handlebar: Red High-Strength aluminium alloy
- Weight Plate: Alloy Steel
- Guide Rod: Stainless steel hollow pipe
- Steel cable: max load 1500 kgs, passed 100,000 rounds endurance test.
- Max User Weight: 200 kgs
- Weight Stack: 100 kgs
- STANDARD TEST: EN ISO 20959 ISETC.00202019051
- Size: 1300 x 980 x 1550 mm



PRONE LEG CURL / EXTENSION ED 16

- Main Frame: Square Tube
- Cushion: Made of PU
- Shroud: Made of high qualityrylic board
- Guide Rail: Made of alloy steel
- Pulley: Made of High-Strength aluminium alloy
- Handlebar: Red High-Strength aluminium alloy
- Weight Plate: Alloy Steel
- Guide Rod: Stainless steel hollow pipe
- Steel cable: max load 1500 kgs, passed 100,000 rounds endurance test.
- Max User Weight: 200 kgs
- Weight Stack: 100 kgs
- STANDARD TEST: EN ISO 20959 ISETC.00202019051



LEG PRESS ED 17

- Main Frame: Square Tube
- Cushion: Made of PU
- Shroud: Made of high qualityrylic board
- Guide Rail: Made of alloy steel
- Pulley: Made of High-Strength aluminium alloy
- Handlebar: Red High-Strength aluminium alloy
- Weight Plate: Alloy Steel
- Guide Rod: Stainless steel hollow pipe
- Steel cable: max load 1500 kgs, passed 100,000 rounds endurance test.
- Max User Weight: 200 kgs
- Weight Stack: 100 kgs
- STANDARD TEST: EN ISO 20959 ISETC.00202019051



SHOULDER PRESS ED 18

- Main Frame: Square Tube
- Cushion: Made of PU
- Shroud: Made of high qualityrylic board
- Guide Rail: Made of alloy steel
- Pulley: Made of High-Strength aluminium alloy
- Handlebar: Red High-Strength aluminium alloy
- Weight Plate: Alloy Steel
- Guide Rod: Stainless steel hollow pipe
- Steel cable: max load 1500 kgs, passed 100,000 rounds endurance test.
- Max User Weight: 200 kgs
- Weight Stack: 100 kgs
- STANDARD TEST: EN ISO 20959 ISETC.00202019051



CHEST PRESS

- Main Frame: Large Rounded Rectangular Pipe
- Cushion: Made of PU
- Shroud: Metal shroud with one step injection moulding
- Seat Adjustment : 5 Level adjustment system, adjustable range : 0-100mm
- Guide Rail : Made of alloy steel
- Pulley : Made of Engineering Aluminium
- Handlebar : PVC
- Weight Plate : Alloy Steel
- Guide Rod : Stainless steel hollow pipe
- Steel Cable : Max load 1000 kgs, Passes 100,000 rounds endurance test
- Weight Stacks : 110 kgs
- EN ISO 20957-1 & EN957-2 approved



SHOULDER PRESS

- Main Frame: Large Rounded Rectangular Pipe
- Cushion: Made of PU
- Shroud: Metal shroud with one step injection moulding
- Seat Adjustment : 5 Level adjustment system, adjustable range : 0-100mm
- Guide Rail : Made of alloy steel
- Pulley : Made of Engineering Aluminium
- Handlebar : PVC
- Weight Plate : Alloy Steel
- Guide Rod : Stainless steel hollow pipe
- Steel Cable : Max load 1000 kgs, Passes 100,000 rounds endurance test
- Weight Stacks : 110 kgs
- EN ISO 20957-1 & EN957-2 approved

MULTI PRESS MG 01



- Main Frame: Large Rounded Rectangular Pipe
- Cushion: Made of PU
- Shroud: Metal shroud with one step injection moulding
- Seat Adjustment : 5 Level adjustment system, adjustable range : 0-100mm
- Decoration Strip : ABS
- Guide Rail : Made of alloy steel
- Pulley : Made of Engineering Aluminium
- Handlebar : PVC
- Weight Plate : Alloy Steel
- Guide Rod : Stainless steel hollow pipe
- Steel Cable : Max load 1000 kgs, Passes 100,000 rounds endurance test
- Weight Stacks : 100 kgs
- EN ISO 20957-1 & EN957-2 approved

LEG CURL / LEG EXTENSION MG 02



- Main Frame: Large Rounded Rectangular Pipe
- Cushion: Made of PU
- Shroud: ABS Shroud with one step injection moulding
- Seat Adjustment : 5 Level adjustment system, adjustable range : 0-100mm
- Decoration Strip : ABS
- Guide Rail : Made of alloy steel
- Pulley : Made of Engineering Aluminium
- Handlebar : PVC
- Weight Plate : Alloy Steel
- Guide Rod : Stainless steel hollow pipe
- Steel Cable : Max load 1000 kgs, Passes 100,000 rounds endurance test
- Weight Stacks : 100 kgs
- EN ISO 20957-1 & EN957-2 approved



LAT PULLDOWN / LOW ROW MG 03

- Main Frame: Large Rounded Rectangular Pipe
- Cushion: Made of PU
- Shroud: Metal shroud with one step injection moulding
- Seat Adjustment : 5 Level adjustment system, adjustable range : 0-100mm
- Decoration Strip : ABS
- Guide Rail : Made of alloy steel
- Pulley : Made of Engineering Aluminium
- Handlebar : PVC
- Weight Plate : Alloy Steel
- Guide Rod : Stainless steel hollow pipe
- Steel Cable : Max load 1000 kgs, Passes 100,000 rounds endurance test
- Weight Stacks : 100 kgs
- EN ISO 20957-1 & EN957-2 approved



BICEP CURL / TRICEP EXTENSION MG 04

- Main Frame: Large Rounded Rectangular Pipe
- Cushion: Made of PU
- Shroud: ABS Shroud with one step injection moulding
- Seat Adjustment : 5 Level adjustment system, adjustable range : 0-100mm
- Decoration Strip : ABS
- Guide Rail : Made of alloy steel
- Pulley : Made of Engineering Aluminium
- Handlebar : PVC
- Weight Plate : Alloy Steel
- Guide Rod : Stainless steel hollow pipe
- Steel Cable : Max load 1000 kgs, Passes 100,000 rounds endurance test
- Weight Stacks : 100 kgs
- EN ISO 20957-1 & EN957-2 approved



PEARL DELT / PEC FLY MG 05

- Main Frame: Large Rounded Rectangular Pipe
- Cushion: Made of PU
- Shroud: Metal shroud with one step injection moulding
- Seat Adjustment : 5 Level adjustment system, adjustable range : 0-100mm
- Decoration Strip : ABS
- Guide Rail : Made of alloy steel
- Pulley : Made of Engineering Aluminium
- Handlebar : PVC
- Weight Plate : Alloy Steel
- Guide Rod : Stainless steel hollow pipe
- Steel Cable : Max load 1000 kgs, Passes 100,000 rounds endurance test
- Weight Stacks : 100 kgs
- EN ISO 20957-1 & EN957-2 approved



ABDUCTOR + ADDUCTOR MG 06

- Main Frame: Large Rounded Rectangular Pipe
- Cushion: Made of PU
- Shroud: ABS Shroud with one step injection moulding
- Seat Adjustment : 5 Level adjustment system, adjustable range : 0-100mm
- Decoration Strip : ABS
- Guide Rail : Made of alloy steel
- Pulley : Made of Engineering Aluminium
- Handlebar : PVC
- Weight Plate : Alloy Steel
- Guide Rod : Stainless steel hollow pipe
- Steel Cable : Max load 1000 kgs, Passes 100,000 rounds endurance test
- Weight Stacks : 100 kgs
- EN ISO 20957-1 & EN957-2 approved

WEIGHT ASSISTED CHIN + DIP MG 07



- Main Frame: Large Rounded Rectangular Pipe
- Cushion: Made of PU
- Shroud: Metal shroud with one step injection moulding
- Seat Adjustment : 5 Level adjustment system, adjustable range : 0-100mm
- Decoration Strip : ABS
- Guide Rail : Made of alloy steel
- Pulley : Made of Engineering Aluminium
- Handlebar : PVC
- Weight Plate : Alloy Steel
- Guide Rod : Stainless steel hollow pipe
- Steel Cable : Max load 1000 kgs, Passes 100,000 rounds endurance test
- Weight Stacks : 100 kgs
- EN ISO 20957-1 & EN957-2 approved

CHEST PRESS MG 08



- Main Frame: Large Rounded Rectangular Pipe
- Cushion: Made of PU
- Shroud: ABS Shroud with one step injection moulding
- Seat Adjustment : 5 Level adjustment system, adjustable range : 0-100mm
- Decoration Strip : ABS
- Guide Rail : Made of alloy steel
- Pulley : Made of Engineering Aluminium
- Handlebar : PVC
- Weight Plate : Alloy Steel
- Guide Rod : Stainless steel hollow pipe
- Steel Cable : Max load 1000 kgs, Passes 100,000 rounds endurance test
- Weight Stacks : 100 kgs
- EN ISO 20957-1 & EN957-2 approved

SEATED ROW MG 09



- Main Frame: Large Rounded Rectangular Pipe
- Cushion: Made of PU
- Shroud: Metal shroud with one step injection moulding
- Seat Adjustment : 5 Level adjustment system, adjustable range : 0-100mm
- Decoration Strip : ABS
- Guide Rail : Made of alloy steel
- Pulley : Made of Engineering Aluminium
- Handlebar : PVC
- Weight Plate : Alloy Steel
- Guide Rod : Stainless steel hollow pipe
- Steel Cable : Max load 1000 kgs, Passes 100,000 rounds endurance test
- Weight Stacks : 100 kgs
- EN ISO 20957-1 & EN957-2 approved

BICEP CURL MG 10



- Main Frame: Large Rounded Rectangular Pipe
- Cushion: Made of PU
- Shroud: ABS Shroud with one step injection moulding
- Seat Adjustment : 5 Level adjustment system, adjustable range : 0-100mm
- Decoration Strip : ABS
- Guide Rail : Made of alloy steel
- Pulley : Made of Engineering Aluminium
- Handlebar : PVC
- Weight Plate : Alloy Steel
- Guide Rod : Stainless steel hollow pipe
- Steel Cable : Max load 1000 kgs, Passes 100,000 rounds endurance test
- Weight Stacks : 100 kgs
- EN ISO 20957-1 & EN957-2 approved



TRICEPS PRESS MG - 11

- Main Frame: Large Rounded Rectangular Pipe
- Cushion: Made of PU
- Shroud: Metal shroud with one step injection moulding
- Seat Adjustment : 5 Level adjustment system, adjustable range : 0-100mm
- Decoration Strip : ABS
- Guide Rail : Made of alloy steel
- Pulley : Made of Engineering Aluminium
- Handlebar : PVC
- Weight Plate : Alloy Steel
- Guide Rod : Stainless steel hollow pipe
- Steel Cable : Max load 1000 kgs, Passes 100,000 rounds endurance test
- Weight Stacks : 80 kgs
- EN ISO 20957-1 & EN957-2 approved

SEATED HORIZONTAL PULLEY MG - 12



- Main Frame: Large Rounded Rectangular Pipe
- Cushion: Made of PU
- Shroud: ABS Shroud with one step injection moulding
- Seat Adjustment : 5 Level adjustment system, adjustable range : 0-100mm
- Decoration Strip : ABS
- Guide Rail : Made of alloy steel
- Pulley : Made of Engineering Aluminium
- Handlebar : PVC
- Weight Plate : Alloy Steel
- Guide Rod : Stainless steel hollow pipe
- Steel Cable : Max load 1000 kgs, Passes 100,000 rounds endurance test
- Weight Stacks : 100 kgs
- EN ISO 20957-1 & EN957-2 approved



HIGH PULLEY MG - 13

- Main Frame: Large Rounded Rectangular Pipe
- Cushion: Made of PU
- Shroud: Metal shroud with one step injection moulding
- Seat Adjustment : 5 Level adjustment system, adjustable range : 0-100mm
- Decoration Strip : ABS
- Guide Rail : Made of alloy steel
- Pulley : Made of Engineering Aluminium
- Handlebar : PVC
- Weight Plate : Alloy Steel
- Guide Rod : Stainless steel hollow pipe
- Steel Cable : Max load 1000 kgs, Passes 100,000 rounds endurance test
- Weight Stacks : 100 kgs
- EN ISO 20957-1 & EN957-2 approved



SEATED LEG CURL MG - 14

- Main Frame: Large Rounded Rectangular Pipe
- Cushion: Made of PU
- Shroud: ABS Shroud with one step injection moulding
- Seat Adjustment : 5 Level adjustment system, adjustable range : 0-100mm
- Decoration Strip : ABS
- Guide Rail : Made of alloy steel
- Pulley : Made of Engineering Aluminium
- Handlebar : PVC
- Weight Plate : Alloy Steel
- Guide Rod : Stainless steel hollow pipe
- Steel Cable : Max load 1000 kgs, Passes 100,000 rounds endurance test
- Weight Stacks : 100 kgs
- EN ISO 20957-1 & EN957-2 approved

PRONE LEG CURL MG -15



- Main Frame: Large Rounded Rectangular Pipe
- Cushion: Made of PU
- Shroud: Metal shroud with one step injection moulding
- Seat Adjustment : 5 Level adjustment system, adjustable range : 0-100mm
- Decoration Strip : ABS
- Guide Rail : Made of alloy steel
- Pulley : Made of Engineering Aluminium
- Handlebar : PVC
- Weight Plate : Alloy Steel
- Guide Rod : Stainless steel hollow pipe
- Steel Cable : Max load 1000 kgs, Passes 100,000 rounds endurance test
- Weight Stacks : 100 kgs
- EN ISO 20957-1 & EN957-2 approved

LEG EXTENSION MG -16



- Main Frame: Large Rounded Rectangular Pipe
- Cushion: Made of PU
- Shroud: ABS Shroud with one step injection moulding
- Seat Adjustment : 5 Level adjustment system, adjustable range : 0-100mm
- Decoration Strip : ABS
- Guide Rail : Made of alloy steel
- Pulley : Made of Engineering Aluminium
- Handlebar : PVC
- Weight Plate : Alloy Steel
- Guide Rod : Stainless steel hollow pipe
- Steel Cable : Max load 1000 kgs, Passes 100,000 rounds endurance test
- Weight Stacks : 100 kgs
- EN ISO 20957-1 & EN957-2 approved

LEG PRESS MG 17



- Main Frame: Large Rounded Rectangular Pipe
- Cushion: Made of PU
- Shroud: Metal shroud with one step injection moulding
- Seat Adjustment : 5 Level adjustment system, adjustable range : 0-100mm
- Decoration Strip : ABS
- Guide Rail : Made of alloy steel
- Pulley : Made of Engineering Aluminium
- Handlebar : PVC
- Weight Plate : Alloy Steel
- Guide Rod : Stainless steel hollow pipe
- Steel Cable : Max load 1000 kgs, Passes 100,000 rounds endurance test
- Weight Stacks : 100 kgs
- EN ISO 20957-1 & EN957-2 approved

SHOULDER PRESS MG 18



- Main Frame: Large Rounded Rectangular Pipe
- Cushion: Made of PU
- Shroud: ABS Shroud with one step injection moulding
- Seat Adjustment : 5 Level adjustment system, adjustable range : 0-100mm
- Decoration Strip : ABS
- Guide Rail : Made of alloy steel
- Pulley : Made of Engineering Aluminium
- Handlebar : PVC
- Weight Plate : Alloy Steel
- Guide Rod : Stainless steel hollow pipe
- Steel Cable : Max load 1000 kgs, Passes 100,000 rounds endurance test
- Weight Stacks : 100 kgs
- EN ISO 20957-1 & EN957-2 approved

**MULTI PRESS A6 01**

- Main Frame: Flat oval tube
- Cushion: Made of PU
- Shroud: Made of high quality steel plate
- Decoration Strip: ABS
- Pulley: Made of engineering plastic
- Handlebar: PVC
- Weight Plate: Alloy Steel
- Guide Rod: Stainless steel hollow pipe
- Steel cable: max load 1000kgs, passes 100,000 rounds endurance test
- Max User Weight: 150 kgs
- Weight Stack : 100 kg
- EN ISO 20957-1 & EN957-2 approved
- Size: 1950 x 1460 x 1535 mm

**LEG CURL /
LEG EXTENSION AL-02**

- Main Frame: Flat oval tube
- Cushion: Made of PU
- Shroud: Made of high quality steel plate
- Decoration Strip: ABS
- Pulley: Made of engineering plastic
- Handlebar: PVC
- Weight Plate: Alloy Steel
- Guide Rod: Stainless steel hollow pipe
- Steel cable: max load 1000kgs, passes 100,000 rounds endurance test
- Max User Weight: 150 kgs
- Weight Stack : 100 kg
- EN ISO 20957-1 & EN957-2 approved
- Size: 1400 x 1200 x 1535 mm



LAT PULLDOWN / LOW ROW AL 03

- Main Frame: Flat oval tube
- Cushion: Made of PU
- Shroud: Made of high quality steel plate
- Decoration Strip: ABS
- Pulley: Made of engineering plastic
- Handlebar: PVC
- Weight Plate: Alloy Steel
- Guide Rod: Stainless steel hollow pipe
- Steel cable: max load 1000kgs, passes 100,000 rounds endurance test
- Max User Weight: 150 kgs
- Weight Stack : 100 kg
- EN ISO 20957-1 & EN957-2 approved
- Size: 1900 x 1520 x 2230 mm



BICEP CURL +TRICEP EXTENSION AL 04

- Main Frame: Flat oval tube
- Cushion: Made of PU
- Shroud: Made of high quality steel plate
- Decoration Strip: ABS
- Pulley: Made of engineering plastic
- Handlebar: PVC
- Weight Plate: Alloy Steel
- Guide Rod: Stainless steel hollow pipe
- Steel cable: max load 1000kgs, passes 100,000 rounds endurance test
- Max User Weight: 150 kgs
- Weight Stack : 100 kg
- EN ISO 20957-1 & EN957-2 approved
- Size: 1250 x 1250 x 1535 mm



PEARL DELT / PEC FLY AL 05

- Main Frame: Flat oval tube
- Cushion: Made of PU
- Shroud: Made of high quality steel plate
- Decoration Strip: ABS
- Pulley: Made of engineering plastic
- Handlebar: PVC
- Weight Plate: Alloy Steel
- Guide Rod: Stainless steel hollow pipe
- Steel cable: max load 1000kgs, passes 100,000 rounds endurance test
- Max User Weight: 150 kgs
- Weight Stack : 100 kg
- EN ISO 20957-1 & EN957-2 approved
- Size: 1505 x 1215 x 2000 mm



ABDUCTOR + ADDUCTOR AL 06

- Main Frame: Flat oval tube
- Cushion: Made of PU
- Shroud: Made of high quality steel plate
- Decoration Strip: ABS
- Pulley: Made of engineering plastic
- Handlebar: PVC
- Weight Plate: Alloy Steel
- Guide Rod: Stainless steel hollow pipe
- Steel cable: max load 1000kgs, passes 100,000 rounds endurance test
- Max User Weight: 150 kgs
- Weight Stack : 100 kg
- EN ISO 20957-1 & EN957-2 approved
- Size: 1600 x 1000 x 1535 mm



CHEST PRESS AL-07

- Main Frame: Flat oval tube
- Cushion: Made of PU
- Shroud: Made of high quality steel plate
- Decoration Strip: ABS
- Pulley: Made of engineering plastic
- Handlebar: PVC
- Weight Plate: Alloy Steel
- Guide Rod: Stainless steel hollow pipe
- Steel cable: max load 1000kgs, passes 100,000 rounds endurance test
- Max User Weight: 150 kgs
- Weight Stack : 100 kg
- EN ISO 20957-1 & EN957-2 approved
- Size: 1435 x 1445 x 1535 mm



SHOULDER PRESS AL-08

- Main Frame: Flat oval tube
- Cushion: Made of PU
- Shroud: Made of high quality steel plate
- Decoration Strip: ABS
- Pulley: Made of engineering plastic
- Handlebar: PVC
- Weight Plate: Alloy Steel
- Guide Rod: Stainless steel hollow pipe
- Steel cable: max load 1000kgs, passes 100,000 rounds endurance test
- Max User Weight: 150 kgs
- Weight Stack : 100 kg
- EN ISO 20957-1 & EN957-2 approved
- Size: 1575 x 1565 x 1535 mm



SEATED ROW AL - 09

- Main Frame: Flat oval tube
- Cushion: Made of PU
- Shroud: Made of high quality steel plate
- Decoration Strip: ABS
- Pulley: Made of engineering plastic
- Handlebar: PVC
- Weight Plate: Alloy Steel
- Guide Rod: Stainless steel hollow pipe
- Steel cable: max load 1000kgs, passes 100,000 rounds endurance test
- Max User Weight: 150 kgs
- Weight Stack : 100 kg
- EN ISO 20957-1 & EN957-2 approved
- Size: 1035 x 1555 x 1535 mm



BICEPS CURL AL-10

- Main Frame: Flat oval tube
- Cushion: Made of PU
- Shroud: Made of high quality steel plate
- Decoration Strip: ABS
- Pulley: Made of engineering plastic
- Handlebar: PVC
- Weight Plate: Alloy Steel
- Guide Rod: Stainless steel hollow pipe
- Steel cable: max load 1000kgs, passes 100,000 rounds endurance test
- Max User Weight: 150 kgs
- Weight Stack : 80 kg
- EN ISO 20957-1 & EN957-2 approved
- Size: 1135 x 1345 x 1535 mm



TRICEPS PRESS AL 11

- Main Frame: Flat oval tube
- Cushion: Made of PU
- Shroud: Made of high quality steel plate
- Decoration Strip: ABS
- Pulley: Made of engineering plastic
- Handlebar: PVC
- Weight Plate: Alloy Steel
- Guide Rod: Stainless steel hollow pipe
- Steel cable: max load 1000kgs, passes 100,000 rounds endurance test
- Max User Weight: 150 kgs
- Weight Stack : 80 kg
- EN ISO 20957-1 & EN957-2 approved
- Size: 1135 x 1345 x 1535 mm



WEIGHT ASSISTED + CHIN DIP AL 12

- Main Frame: Flat oval tube
- Cushion: Made of PU
- Shroud: Made of high quality steel plate
- Decoration Strip: ABS
- Pulley: Made of engineering plastic
- Handlebar: PVC
- Weight Plate: Alloy Steel
- Guide Rod: Stainless steel hollow pipe
- Steel cable: max load 1000kgs, passes 100,000 rounds endurance test
- Max User Weight: 150 kgs
- Weight Stack : 100 kg
- EN ISO 20957-1 & EN957-2 approved
- Size: 1455 x 1275 x 2335 mm



LAT PULLDOWN AL 13

- Main Frame: Flat oval tube
- Cushion: Made of PU
- Shroud: Made of high quality steel plate
- Decoration Strip: ABS
- Pulley: Made of engineering plastic
- Handlebar: PVC
- Weight Plate: Alloy Steel
- Guide Rod: Stainless steel hollow pipe
- Steel cable: max load 1000kgs, passes 100,000 rounds endurance test
- Max User Weight: 150 kgs
- Weight Stack : 100 kg
- EN ISO 20957-1 & EN957-2 approved
- Size: 1370 x 1360 x 2210 mm



SEATED HORIZONTAL PULLEY AL 14

- Main Frame: Flat oval tube
- Cushion: Made of PU
- Shroud: Made of high quality steel plate
- Decoration Strip: ABS
- Pulley: Made of engineering plastic
- Handlebar: PVC
- Weight Plate: Alloy Steel
- Guide Rod: Stainless steel hollow pipe
- Steel cable: max load 1000kgs, passes 100,000 rounds endurance test
- Max User Weight: 150 kgs
- Weight Stack : 100 kg
- EN ISO 20957-1 & EN957-2 approved
- Size: 1370 x 1360 x 2210 mm



PRONE LEG CURL AL 15

- Main Frame: Flat oval tube
- Cushion: Made of PU
- Shroud: Made of high quality steel plate
- Decoration Strip: ABS
- Pulley: Made of engineering plastic
- Handlebar: PVC
- Weight Plate: Alloy Steel
- Guide Rod: Stainless steel hollow pipe
- Steel cable: max load 1000kgs, passes 100,000 rounds endurance test
- Max User Weight: 150 kgs
- Weight Stack : 100 kg
- EN ISO 20957-1 & EN957-2 approved
- Size: 1165 x 1700 x 1535 mm



LEG EXTENSION AL 16

- Main Frame: Flat oval tube
- Cushion: Made of PU
- Shroud: Made of high quality steel plate
- Decoration Strip: ABS
- Pulley: Made of engineering plastic
- Handlebar: PVC
- Weight Plate: Alloy Steel
- Guide Rod: Stainless steel hollow pipe
- Steel cable: max load 1000kgs, passes 100,000 rounds endurance test
- Max User Weight: 150 kgs
- Weight Stack : 100 kg
- EN ISO 20957-1 & EN957-2 approved
- Size: 1190 x 1790 x 1535 mm



HIGH PULLEY AL 17

- Main Frame: Flat oval tube
- Cushion: Made of PU
- Shroud: Made of high quality steel plate
- Decoration Strip: ABS
- Pulley: Made of engineering plastic
- Handlebar: PVC
- Weight Plate: Alloy Steel
- Guide Rod: Stainless steel hollow pipe
- Steel cable: max load 1000kgs, passes 100,000 rounds endurance test
- Max User Weight: 150 kgs
- Weight Stack : 100 kg
- EN ISO 20957-1 & EN957-2 approved
- Size: 1465 x 1795 x 2005 mm



SEATED LEG CURL AL 18

- Main Frame: Flat oval tube
- Cushion: Made of PU
- Shroud: Made of high quality steel plate
- Decoration Strip: ABS
- Pulley: Made of engineering plastic
- Handlebar: PVC
- Weight Plate: Alloy Steel
- Guide Rod: Stainless steel hollow pipe
- Steel cable: max load 1000kgs, passes 100,000 rounds endurance test
- Max User Weight: 150 kgs
- Weight Stack : 100 kg
- EN ISO 20957-1 & EN957-2 approved
- Size: 1400 x 1200 x 1535 mm



LEG PRESS AL 19

- Main Frame: Flat oval tube
- Cushion: Made of PU
- Shroud: Made of high quality steel plate
- Decoration Strip: ABS
- Pulley: Made of engineering plastic
- Handlebar: PVC
- Weight Plate: Alloy Steel
- Guide Rod: Stainless steel hollow pipe
- Steel cable: max load 1000kgs, passes 100,000 rounds endurance test
- Max User Weight: 150 kgs
- Weight Stack : 120 kg
- EN ISO 20957-1 & EN957-2 approved
- Size: 1105 x 2045 x 1535 mm



ALPHA SERIES

See the good



MULTI PRESS



- Main Frame: Flat Rectangular tube
- Cushion: Made of PU with once forming technology
- Shroud: Made of High Quality Glossy Acrylic
- Guide Rail: made of alloy steel (#45, d=40 mm)
- Pulley: made of Plastic
- Handlebar: PVC
- Weight Plate: Alloy Steel
- Guide Rod: Stainless steel hollow pipe
- Steel Cable: max load 1000 kgs, passed 100,000 rounds endurance test
- Weight Stack: 100 kgs
- EN ISO 20957-1 & EN957-2 approved

LEG CURL / LEG EXTENSION



- Main Frame: Flat Rectangular tube
- Cushion: Made of PU with once forming technology
- Shroud: Made of High Quality Glossy Acrylic
- Guide Rail: made of alloy steel (#45, d=40 mm)
- Pulley: made of Plastic
- Handlebar: PVC
- Weight Plate: Alloy Steel
- Guide Rod: Stainless steel hollow pipe
- Steel Cable: max load 1000 kgs, passed 100,000 rounds endurance test
- Weight Stack: 100 kgs
- EN ISO 20957-1 & EN957-2 approved



LAT PULLDOWN / LOW ROW

- Main Frame: Flat Rectangular tube
- Cushion: Made of PU with once forming technology
- Shroud: Made of High Quality Glossy Acrylic
- Guide Rail: made of alloy steel (#45, d=40 mm)
- Pulley: made of Plastic
- Handlebar: PVC
- Weight Plate: Alloy Steel
- Guide Rod: Stainless steel hollow pipe
- Steel Cable: max load 1000 kgs, passed 100,000 rounds endurance test
- Weight Stack: 100 kgs
- EN ISO 20957-1 & EN957-2 approved



PEC FLY PEARL DELT

- Main Frame: Flat Rectangular tube
- Cushion: Made of PU with once forming technology
- Shroud: Made of High Quality Glossy Acrylic
- Guide Rail: made of alloy steel (#45, d=40 mm)
- Pulley: made of Plastic
- Handlebar: PVC
- Weight Plate: Alloy Steel
- Guide Rod: Stainless steel hollow pipe
- Steel Cable: max load 1000 kgs, passed 100,000 rounds endurance test
- Weight Stack: 100 kgs
- EN ISO 20957-1 & EN957-2 approved



ABDUCTOR ADDUCTOR

- Main Frame: Flat Rectangular tube
- Cushion: Made of PU with once forming technology
- Shroud: Made of High Quality Glossy Acrylic
- Guide Rail: made of alloy steel (#45, d=40 mm)
- Pulley: made of Plastic
- Handlebar: PVC
- Weight Plate: Alloy Steel
- Guide Rod: Stainless steel hollow pipe
- Steel Cable: max load 1000 kgs, passed 100,000 rounds endurance test
- Weight Stack: 80 kgs
- EN ISO 20957-1 & EN957-2 approved



WEIGHT ASSISTED CHIN + DIP

- Main Frame: Flat Rectangular tube
- Cushion: Made of PU with once forming technology
- Shroud: Made of High Quality Glossy Acrylic
- Guide Rail: made of alloy steel (#45, d=40 mm)
- Pulley: made of Plastic
- Handlebar: PVC
- Weight Plate: Alloy Steel
- Guide Rod: Stainless steel hollow pipe
- Steel Cable: max load 1000 kgs, passed 100,000 rounds endurance test
- Weight Stack: 100 kgs
- EN ISO 20957-1 & EN957-2 approved



CHEST PRESS

- Main Frame: Flat Rectangular tube
- Cushion: Made of PU with once forming technology
- Shroud: Made of High Quality Glossy Acrylic
- Guide Rail: made of alloy steel (#45, d=40 mm)
- Pulley: made of Plastic
- Handlebar: PVC
- Weight Plate: Alloy Steel
- Guide Rod: Stainless steel hollow pipe
- Steel Cable: max load 1000 kgs, passed 100,000 rounds endurance test
- Weight Stack: 100 kgs
- EN ISO 20957-1 & EN957-2 approved



BICEPS CURL

- Main Frame: Flat Rectangular tube
- Cushion: Made of PU with once forming technology
- Shroud: Made of High Quality Glossy Acrylic
- Guide Rail: made of alloy steel (#45, d=40 mm)
- Pulley: made of Plastic
- Handlebar: PVC
- Weight Plate: Alloy Steel
- Guide Rod: Stainless steel hollow pipe
- Steel Cable: max load 1000 kgs, passed 100,000 rounds endurance test
- Weight Stack: 80 kgs
- EN ISO 20957-1 & EN957-2 approved



SEATED HORIZONTAL PULLEY

- Main Frame: Flat Rectangular tube
- Cushion: Made of PU with once forming technology
- Shroud: Made of High Quality Glossy Acrylic
- Guide Rail: made of alloy steel (#45, d=40 mm)
- Pulley: made of Plastic
- Handlebar: PVC
- Weight Plate: Alloy Steel
- Guide Rod: Stainless steel hollow pipe
- Steel Cable: max load 1000 kgs, passed 100,000 rounds endurance test
- Weight Stack: 100 kgs
- EN ISO 20957-1 & EN957-2 approved



HIGH PULLEY

- Main Frame: Flat Rectangular tube
- Cushion: Made of PU with once forming technology
- Shroud: Made of High Quality Glossy Acrylic
- Guide Rail: made of alloy steel (#45, d=40 mm)
- Pulley: made of Plastic
- Handlebar: PVC
- Weight Plate: Alloy Steel
- Guide Rod: Stainless steel hollow pipe
- Steel Cable: max load 1000 kgs, passed 100,000 rounds endurance test
- Weight Stack: 100 kgs
- EN ISO 20957-1 & EN957-2 approved

PRONE LEG CURL



- Main Frame: Flat Rectangular tube
- Cushion: Made of PU with once forming technology
- Shroud: Made of High Quality Glossy Acrylic
- Guide Rail: made of alloy steel (#45, d=40 mm)
- Pulley: made of Plastic
- Handlebar: PVC
- Weight Plate: Alloy Steel
- Guide Rod: Stainless steel hollow pipe
- Steel Cable: max load 1000 kgs, passed 100,000 rounds endurance test
- Weight Stack: 100 kgs
- EN ISO 20957-1 & EN957-2 approved

LEG EXTENSION



- Main Frame: Flat Rectangular tube
- Cushion: Made of PU with once forming technology
- Shroud: Made of High Quality Glossy Acrylic
- Guide Rail: made of alloy steel (#45, d=40 mm)
- Pulley: made of Plastic
- Handlebar: PVC
- Weight Plate: Alloy Steel
- Guide Rod: Stainless steel hollow pipe
- Steel Cable: max load 1000 kgs, passed 100,000 rounds endurance test
- Weight Stack: 100 kgs
- EN ISO 20957-1 & EN957-2 approved



SHOULDER PRESS

- Main Frame: Flat Rectangular tube
- Cushion: Made of PU with once forming technology
- Shroud: Made of High Quality Glossy Acrylic
- Guide Rail: made of alloy steel (#45, d=40 mm)
- Pulley: made of Plastic
- Handlebar: PVC
- Weight Plate: Alloy Steel
- Guide Rod: Stainless steel hollow pipe
- Steel Cable: max load 1000 kgs, passed 100,000 rounds endurance test
- Weight Stack: 80 kgs
- EN ISO 20957-1 & EN957-2 approved



GLUTE ISOLATOR

- Main Frame: Flat Rectangular tube
- Cushion: Made of PU with once forming technology
- Shroud: Made of High Quality Glossy Acrylic
- Guide Rail: made of alloy steel (#45, d=40 mm)
- Pulley: made of Plastic
- Handlebar: PVC
- Weight Plate: Alloy Steel
- Guide Rod: Stainless steel hollow pipe
- Steel Cable: max load 1000 kgs, passed 100,000 rounds endurance test
- Weight Stack: 100 kgs
- EN ISO 20957-1 & EN957-2 approved



ABDOMINAL CRUNCH

- Main Frame: Flat Rectangular tube
- Cushion: Made of PU with once forming technology
- Shroud: Made of High Quality Glossy Acrylic
- Guide Rail: made of alloy steel (#45, d=40 mm)
- Pulley: made of Plastic
- Handlebar: PVC
- Weight Plate: Alloy Steel
- Guide Rod: Stainless steel hollow pipe
- Steel Cable: max load 1000 kgs, passed 100,000 rounds endurance test
- Weight Stack: 100 kgs
- EN ISO 20957-1 & EN957-2 approved



LEG PRESS

- Main Frame: Flat Rectangular tube
- Cushion: Made of PU with once forming technology
- Shroud: Made of High Quality Glossy Acrylic
- Guide Rail: made of alloy steel (#45, d=40 mm)
- Pulley: made of Plastic
- Handlebar: PVC
- Weight Plate: Alloy Steel
- Guide Rod: Stainless steel hollow pipe
- Steel Cable: max load 1000 kgs, passed 100,000 rounds endurance test
- Weight Stack: 120 kgs
- EN ISO 20957-1 & EN957-2 approved



MULTI PRESS FS 01

- Main Frame: Flat oval tube
- Cushion: Made of PU
- Shroud: Made of high quality ABS
- Decoration Strip: ABS
- Pulley: Made of engineering plastic
- Handlebar: PVC
- Weight Plate: Alloy Steel
- Guide Rod: Stainless steel hollow pipe
- Steel Cable: max load 1000 kgs, passed 100,000 rounds endurance test
- Max. User Weight: 150 kgs
- Weight Stack: 100 kgs
- EN ISO 20957-1 & EN957-2 approved
- Size: 1680 x 1350 x 1630 mm



LEG CURL + LEG EXTENSION FS 02

- Main Frame: Flat oval tube
- Cushion: Made of PU
- Shroud: Made of high quality ABS
- Decoration Strip: ABS
- Pulley: Made of engineering plastic
- Handlebar: PVC
- Weight Plate: Alloy Steel
- Guide Rod: Stainless steel hollow pipe
- Steel Cable: max load 1000 kgs, passed 100,000 rounds endurance test
- Max. User Weight: 150 kgs
- Weight Stack: 100 kgs
- EN ISO 20957-1 & EN957-2 approved
- Size: 1480 x 1290 x 1630 mm



LAT PULLDOWN / LOW ROW FS 03

- Main Frame: Flat oval tube
- Cushion: Made of PU
- Shroud: Made of high quality ABS
- Decoration Strip: ABS
- Pulley: Made of engineering plastic
- Handlebar: PVC
- Weight Plate: Alloy Steel
- Guide Rod: Stainless steel hollow pipe
- Steel Cable: max load 1000 kgs, passed 100,000 rounds endurance test
- Max. User Weight: 150 kgs
- Weight Stack: 100 kgs
- EN ISO 20957-1 & EN957-2 approved
- Size: 1860 x 1220 x 1930 mm



BICEPS CURL / TRICEPS EXTENSION FS 04

- Main Frame: Flat oval tube
- Cushion: Made of PU
- Shroud: Made of high quality ABS
- Decoration Strip: ABS
- Pulley: Made of engineering plastic
- Handlebar: PVC
- Weight Plate: Alloy Steel
- Guide Rod: Stainless steel hollow pipe
- Steel Cable: max load 1000 kgs, passed 100,000 rounds endurance test
- Max. User Weight: 150 kgs
- Weight Stack: 100 kgs
- EN ISO 20957-1 & EN957-2 approved
- Size: 1680 x 1350 x 1630 mm



PEARL DELT / PEC FLY FS 05

- Main Frame: Flat oval tube
- Cushion: Made of PU
- Shroud: Made of high quality ABS
- Decoration Strip: ABS
- Pulley: Made of engineering plastic
- Handlebar: PVC
- Weight Plate: Alloy Steel
- Guide Rod: Stainless steel hollow pipe
- Steel Cable: max load 1000 kgs, passed 100,000 rounds endurance test
- Max. User Weight: 150 kgs
- Weight Stack: 100 kgs
- EN ISO 20957-1 & EN957-2 approved
- Size: 1720 x 960 x 2000 mm



ABDUCTOR / ADDUCTOR FS 06

- Main Frame: Flat oval tube
- Cushion: Made of PU
- Shroud: Made of high quality ABS
- Decoration Strip: ABS
- Pulley: Made of engineering plastic
- Handlebar: PVC
- Weight Plate: Alloy Steel
- Guide Rod: Stainless steel hollow pipe
- Steel Cable: max load 1000 kgs, passed 100,000 rounds endurance test
- Max. User Weight: 150 kgs
- Weight Stack: 100 kgs
- EN ISO 20957-1 & EN957-2 approved
- Size: 1380 x 1460 x 1630 mm



PRONE LEG CURL + EXTENSION FS 07

- Main Frame: Flat oval tube
- Cushion: Made of PU
- Shroud: Made of high quality ABS
- Decoration Strip: ABS
- Pulley: Made of engineering plastic
- Handlebar: PVC
- Weight Plate: Alloy Steel
- Guide Rod: Stainless steel hollow pipe
- Steel Cable: max load 1000 kgs, passed 100,000 rounds endurance test
- Max. User Weight: 150 kgs
- Weight Stack: 100 kgs
- EN ISO 20957-1 & EN957-2 approved



CHEST PRESS FS 08

- Main Frame: Flat oval tube
- Cushion: Made of PU
- Shroud: Made of high quality ABS
- Decoration Strip: ABS
- Pulley: Made of engineering plastic
- Handlebar: PVC
- Weight Plate: Alloy Steel
- Guide Rod: Stainless steel hollow pipe
- Steel Cable: max load 1000 kgs, passed 100,000 rounds endurance test
- Max. User Weight: 150 kgs
- Weight Stack: 100 kgs
- EN ISO 20957-1 & EN957-2 approved
- Size: 1470 x 1210 x 1630 mm



SEATED ROW FS 09

- Main Frame: Flat oval tube
- Cushion: Made of PU
- Shroud: Made of high quality ABS
- Decoration Strip: ABS
- Pulley: Made of engineering plastic
- Handlebar: PVC
- Weight Plate: Alloy Steel
- Guide Rod: Stainless steel hollow pipe
- Steel Cable: max load 1000 kgs, passed 100,000 rounds endurance test
- Max. User Weight: 150 kgs
- Weight Stack: 100 kgs
- EN ISO 20957-1 & EN957-2 approved
- Size: 1350 x 1320 x 1630 mm



BICEPS CURL FS 10

- Main Frame: Flat oval tube
- Cushion: Made of PU
- Shroud: Made of high quality ABS
- Decoration Strip: ABS
- Pulley: Made of engineering plastic
- Handlebar: PVC
- Weight Plate: Alloy Steel
- Guide Rod: Stainless steel hollow pipe
- Steel Cable: max load 1000 kgs, passed 100,000 rounds endurance test
- Max. User Weight: 150 kgs
- Weight Stack: 100 kgs
- EN ISO 20957-1 & EN957-2 approved
- Size: 1110 x 1200 x 1630 mm



TRICEPS PRESS FS 11

- Main Frame: Flat oval tube
- Cushion: Made of PU
- Shroud: Made of high quality ABS
- Decoration Strip: ABS
- Pulley: Made of engineering plastic
- Handlebar: PVC
- Weight Plate: Alloy Steel
- Guide Rod: Stainless steel hollow pipe
- Steel Cable: max load 1000 kgs, passed 100,000 rounds endurance test
- Max. User Weight: 150 kgs
- Weight Stack: 100 kgs
- EN ISO 20957-1 & EN957-2 approved
- Size: 1530 x 1270 x 1630 mm



WEIGHT ASSISTED CHIN + DIP FS 12

- Main Frame: Flat oval tube
- Cushion: Made of PU
- Shroud: Made of high quality ABS
- Decoration Strip: ABS
- Pulley: Made of engineering plastic
- Handlebar: PVC
- Weight Plate: Alloy Steel
- Guide Rod: Stainless steel hollow pipe
- Steel Cable: max load 1000 kgs, passed 100,000 rounds endurance test
- Max. User Weight: 150 kgs
- Weight Stack: 100 kgs
- EN ISO 20957-1 & EN957-2 approved
- Size: 1320 x 1690 x 2290 mm



SEATED HORIZONTAL PULLEY FS 13

- Main Frame: Flat oval tube
- Cushion: Made of PU
- Shroud: Made of high quality ABS
- Decoration Strip: ABS
- Pulley: Made of engineering plastic
- Handlebar: PVC
- Weight Plate: Alloy Steel
- Guide Rod: Stainless steel hollow pipe
- Steel Cable: max load 1000 kgs, passed 100,000 rounds endurance test
- Max. User Weight: 150 kgs
- Weight Stack: 100 kgs
- EN ISO 20957-1 & EN957-2 approved
- Size: 1860 x 1220 x 1630 mm



LATS PULLDOWN FS 14

- Main Frame: Flat oval tube
- Cushion: Made of PU
- Shroud: Made of high quality ABS
- Decoration Strip: ABS
- Pulley: Made of engineering plastic
- Handlebar: PVC
- Weight Plate: Alloy Steel
- Guide Rod: Stainless steel hollow pipe
- Steel Cable: max load 1000 kgs, passed 100,000 rounds endurance test
- Max. User Weight: 150 kgs
- Weight Stack: 100 kgs
- EN ISO 20957-1 & EN957-2 approved
- Size: 1860 x 1220 x 1930 mm



SEATED LEG CURL FS 15

- Main Frame: Flat oval tube
- Cushion: Made of PU
- Shroud: Made of high quality ABS
- Decoration Strip: ABS
- Pulley: Made of engineering plastic
- Handlebar: PVC
- Weight Plate: Alloy Steel
- Guide Rod: Stainless steel hollow pipe
- Steel Cable: max load 1000 kgs, passed 100,000 rounds endurance test
- Max. User Weight: 150 kgs
- Weight Stack: 100 kgs
- EN ISO 20957-1 & EN957-2 approved
- Size: 1620 x 1290 x 1630 mm



PRONE LEG CURL FS 16

- Main Frame: Flat oval tube
- Cushion: Made of PU
- Shroud: Made of high quality ABS
- Decoration Strip: ABS
- Pulley: Made of engineering plastic
- Handlebar: PVC
- Weight Plate: Alloy Steel
- Guide Rod: Stainless steel hollow pipe
- Steel Cable: max load 1000 kgs, passed 100,000 rounds endurance test
- Max. User Weight: 150 kgs
- Weight Stack: 100 kgs
- EN ISO 20957-1 & EN957-2 approved
- Size: 1660 x 1250 x 1630 mm

LEG EXTENSION FS 17

- Main Frame: Flat oval tube
- Cushion: Made of PU
- Shroud: Made of high quality ABS
- Decoration Strip: ABS
- Pulley: Made of engineering plastic
- Handlebar: PVC
- Weight Plate: Alloy Steel
- Guide Rod: Stainless steel hollow pipe
- Steel Cable: max load 1000 kgs, passed 100,000 rounds endurance test
- Max. User Weight: 150 kgs
- Weight Stack: 100 kgs
- EN ISO 20957-1 & EN957-2 approved
- Size: 1280 x 1290 x 1630 mm

LEG PRESS FS 18

- Main Frame: Flat oval tube
- Cushion: Made of PU
- Shroud: Made of high quality ABS
- Decoration Strip: ABS
- Pulley: Made of engineering plastic
- Handlebar: PVC
- Weight Plate: Alloy Steel
- Guide Rod: Stainless steel hollow pipe
- Steel Cable: max load 1000 kgs, passed 100,000 rounds endurance test
- Max. User Weight: 150 kgs
- Weight Stack: 100 kgs
- EN ISO 20957-1 & EN957-2 approved
- Size: 2260 x 1300 x 1630 mm



SHOULDER PRESS FS 19

- Main Frame: Flat oval tube
- Cushion: Made of PU
- Shroud: Made of high quality ABS
- Decoration Strip: ABS
- Pulley: Made of engineering plastic
- Handlebar: PVC
- Weight Plate: Alloy Steel
- Guide Rod: Stainless steel hollow pipe
- Steel Cable: max load 1000 kgs, passed 100,000 rounds endurance test
- Max. User Weight: 150 kgs
- Weight Stack: 100 kgs
- EN ISO 20957-1 & EN957-2 approved
- Size: 1480 x 1350 x 1630 mm



LATERAL RAISE FS 20

- Main Frame: Flat oval tube
- Cushion: Made of PU
- Shroud: Made of high quality ABS
- Decoration Strip: ABS
- Pulley: Made of engineering plastic
- Handlebar: PVC
- Weight Plate: Alloy Steel
- Guide Rod: Stainless steel hollow pipe
- Steel Cable: max load 1000 kgs, passed 100,000 rounds endurance test
- Max. User Weight: 150 kgs
- Weight Stack: 100 kgs
- EN ISO 20957-1 & EN957-2 approved
- Size: 1325 x 1550 x 1625 mm



MULTI PRESS GL 01

- Main Frame: Flat Rectangular tube
50(W) x 120(l) x 2.0(T) mm
- Cushion: Made of PU with once forming technology
- Shroud: Made of high quality steel plate
- Guide Rail: made of alloy steel (#45, d=40 mm)
- Pulley: made of aluminium
- Handlebar: PVC
- Weight Plate: Alloy Steel
- Guide Rod: Stainless steel hollow pipe
- Steel Cable: max load 1000 kgs, passed 100,000 rounds endurance test
- Weight Stack: 110 kgs
- EN ISO 20957-1 & EN957-2 approved



LEG CURL / LEG EXTENSION GL 02

- Main Frame: Flat Rectangular tube
50(W) x 120(l) x 2.0(T) mm
- Cushion: Made of PU with once forming technology
- Shroud: Made of high quality steel plate
- Guide Rail: made of alloy steel (#45, d=40 mm)
- Pulley: made of aluminium
- Handlebar: PVC
- Weight Plate: Alloy Steel
- Guide Rod: Stainless steel hollow pipe
- Steel Cable: max load 1000 kgs, passed 100,000 rounds endurance test
- Weight Stack: 110 kgs
- EN ISO 20957-1 & EN957-2 approved



LAT PULLDOWN + ROW GL 03

- Main Frame: Flat Rectangular tube
50(W) x 120(l) x 2.0(T) mm
- Cushion: Made of PU with once forming technology
- Shroud: Made of high quality steel plate
- Guide Rail: made of alloy steel (#45, d=40 mm)
- Pulley: made of aluminium
- Handlebar: PVC
- Weight Plate: Alloy Steel
- Guide Rod: Stainless steel hollow pipe
- Steel Cable: max load 1000 kgs, passed 100,000 rounds endurance test
- Weight Stack: 110 kgs
- EN ISO 20957-1 & EN957-2 approved



BICEPS CURL / TRICEPS EXTENSION GL 04

- Main Frame: Flat Rectangular tube
50(W) x 120(l) x 2.0(T) mm
- Cushion: Made of PU with once forming technology
- Shroud: Made of high quality steel plate
- Guide Rail: made of alloy steel (#45, d=40 mm)
- Pulley: made of aluminium
- Handlebar: PVC
- Weight Plate: Alloy Steel
- Guide Rod: Stainless steel hollow pipe
- Steel Cable: max load 1000 kgs, passed 100,000 rounds endurance test
- Weight Stack: 110 kgs
- EN ISO 20957-1 & EN957-2 approved



PEC FLY / PEARL DELT GL 05

- Main Frame: Flat Rectangular tube
50(W) x 120(l) x 2.0(T) mm
- Cushion: Made of PU with once forming technology
- Shroud: Made of high quality steel plate
- Guide Rail: made of alloy steel (#45, d=40 mm)
- Pulley: made of aluminium
- Handlebar: PVC
- Weight Plate: Alloy Steel
- Guide Rod: Stainless steel hollow pipe
- Steel Cable: max load 1000 kgs, passed 100,000 rounds endurance test
- Weight Stack: 110 kgs
- EN ISO 20957-1 & EN957-2 approved



ABDUCTOR + ADDUCTOR GL 06

- Main Frame: Flat Rectangular tube
50(W) x 120(l) x 2.0(T) mm
- Cushion: Made of PU with once forming technology
- Shroud: Made of high quality steel plate
- Guide Rail: made of alloy steel (#45, d=40 mm)
- Pulley: made of aluminium
- Handlebar: PVC
- Weight Plate: Alloy Steel
- Guide Rod: Stainless steel hollow pipe
- Steel Cable: max load 1000 kgs, passed 100,000 rounds endurance test
- Weight Stack: 110 kgs
- EN ISO 20957-1 & EN957-2 approved



WEIGHT ASSISTED CHIN + DIP GL 07

- Main Frame: Flat Rectangular tube
50(W) x 120(I) x 2.0(T) mm
- Cushion: Made of PU with once forming technology
- Shroud: Made of high quality steel plate
- Guide Rail: made of alloy steel (#45, d=40 mm)
- Pulley: made of aluminium
- Handlebar: PVC
- Weight Plate: Alloy Steel
- Guide Rod: Stainless steel hollow pipe
- Steel Cable: max load 1000 kgs, passed 100,000 rounds endurance test
- Weight Stack: 80 kgs
- EN ISO 20957-1 & EN957-2 approved



VERTICAL CHEST PRESS GL 08

- Main Frame: Flat Rectangular tube
50(W) x 120(I) x 2.0(T) mm
- Cushion: Made of PU with once forming technology
- Shroud: Made of high quality steel plate
- Guide Rail: made of alloy steel (#45, d=40 mm)
- Pulley: made of aluminium
- Handlebar: PVC
- Weight Plate: Alloy Steel
- Guide Rod: Stainless steel hollow pipe
- Steel Cable: max load 1000 kgs, passed 100,000 rounds endurance test
- Weight Stack: 110 kgs
- EN ISO 20957-1 & EN957-2 approved



BICEPS CURL GL 09

- Main Frame: Flat Rectangular tube
50(W) x 120(l) x 2.0(T) mm
- Cushion: Made of PU with once forming technology
- Shroud: Made of high quality steel plate
- Guide Rail: made of alloy steel (#45, d=40 mm)
- Pulley: made of aluminium
- Handlebar: PVC
- Weight Plate: Alloy Steel
- Guide Rod: Stainless steel hollow pipe
- Steel Cable: max load 1000 kgs, passed 100,000 rounds endurance test
- Weight Stack: 65 kgs
- EN ISO 20957-1 & EN957-2 approved



SEATED HORIZONTAL PULLEY GL 10

- Main Frame: Flat Rectangular tube
50(W) x 120(l) x 2.0(T) mm
- Cushion: Made of PU with once forming technology
- Shroud: Made of high quality steel plate
- Guide Rail: made of alloy steel (#45, d=40 mm)
- Pulley: made of aluminium
- Handlebar: PVC
- Weight Plate: Alloy Steel
- Guide Rod: Stainless steel hollow pipe
- Steel Cable: max load 1000 kgs, passed 100,000 rounds endurance test
- Weight Stack: 140 kgs
- EN ISO 20957-1 & EN957-2 approved



LAT PULLDOWN GL 11

- Main Frame: Flat Rectangular tube
50(W) x 120(l) x 2.0(T) mm
- Cushion: Made of PU with once forming technology
- Shroud: Made of high quality steel plate
- Guide Rail: made of alloy steel (#45, d=40 mm)
- Pulley: made of aluminium
- Handlebar: PVC
- Weight Plate: Alloy Steel
- Guide Rod: Stainless steel hollow pipe
- Steel Cable: max load 1000 kgs, passed 100,000 rounds endurance test
- Weight Stack: 110 kgs
- EN ISO 20957-1 & EN957-2 approved



HORIZONTAL PRONE LEG CURL GL 12

- Main Frame: Flat Rectangular tube
50(W) x 120(l) x 2.0(T) mm
- Cushion: Made of PU with once forming technology
- Shroud: Made of high quality steel plate
- Guide Rail: made of alloy steel (#45, d=40 mm)
- Pulley: made of aluminium
- Handlebar: PVC
- Weight Plate: Alloy Steel
- Guide Rod: Stainless steel hollow pipe
- Steel Cable: max load 1000 kgs, passed 100,000 rounds endurance test
- Weight Stack: 110 kgs
- EN ISO 20957-1 & EN957-2 approved



LEG EXTENSION GL 13

- Main Frame: Flat Rectangular tube
50(W) x 120(l) x 2.0(T) mm
- Cushion: Made of PU with once forming technology
- Shroud: Made of high quality steel plate
- Guide Rail: made of alloy steel (#45, d=40 mm)
- Pulley: made of aluminium
- Handlebar: PVC
- Weight Plate: Alloy Steel
- Guide Rod: Stainless steel hollow pipe
- Steel Cable: max load 1000 kgs, passed 100,000 rounds endurance test
- Weight Stack: 110 kgs
- EN ISO 20957-1 & EN957-2 approved



SHOULDER PRESS GL 14

- Main Frame: Flat Rectangular tube
50(W) x 120(l) x 2.0(T) mm
- Cushion: Made of PU with once forming technology
- Shroud: Made of high quality steel plate
- Guide Rail: made of alloy steel (#45, d=40 mm)
- Pulley: made of aluminium
- Handlebar: PVC
- Weight Plate: Alloy Steel
- Guide Rod: Stainless steel hollow pipe
- Steel Cable: max load 1000 kgs, passed 100,000 rounds endurance test
- Weight Stack: 110 kgs
- EN ISO 20957-1 & EN957-2 approved



MULTI PRESS ST-01

- Main Frame: Square tube
- Cushion: Made of PU
- Shroud: Made of High Quality Metal
- Guide Rail: Made of alloy steel
- Pulley: Made of High-strength Nylon
- Handlebar: Red High-strength aluminium alloy
- Weight Plate: High Strength Iron
- Guide Rod: Stainless steel hollow pipe
- Steel cable: max load 1500 kgs, passed 100,000 rounds endurance test
- Max User Weight: 200 kgs, Weight Stack: 100 kgs
- STANDARD TEST: EN ISO 20957 IISETC.00202019051
- Size: 1600 x 1080 x 470 mm



LEG CURL / LEG EXTENSION ST-02

- Main Frame: Square tube
- Cushion: Made of PU
- Shroud: Made of High Quality Metal
- Guide Rail: Made of alloy steel
- Pulley: Made of High-strength Nylon
- Handlebar: Red High-strength aluminium alloy
- Weight Plate: High Strength Iron
- Guide Rod: Stainless steel hollow pipe
- Steel cable: max load 1500 kgs, passed 100,000 rounds endurance test
- Max User Weight: 200 kgs, Weight Stack: 100 kgs
- STANDARD TEST: EN ISO 20957 IISETC.00202019051
- Size: 1630 x 995 x 420 mm



LAT PULLDOWN / LOW ROW ST-3

- Main Frame: Square tube
- Cushion: Made of PU
- Shroud: Made of High Quality Metal
- Guide Rail: Made of alloy steel
- Pulley: Made of High-strength Nylon
- Handlebar: Red High-strength aluminium alloy
- Weight Plate: Hight Strength Iron
- Guide Rod: Stainless steel hollow pipe
- Steel cable: max load 1500 kgs, passed 100,000 rounds endurance test
- Max User Weight: 200 kgs, Weight Stack: 100 kgs
- STANDARD TEST: EN ISO 20957 I ISETC.00202019051
- Size: 2200 x 850 x 410 mm



PEARL DELT PEC FLY ST-4

- Main Frame: Square tube
- Cushion: Made of PU
- Shroud: Made of High Quality Metal
- Guide Rail: Made of alloy steel
- Pulley: Made of High-strength Nylon
- Handlebar: Red High-strength aluminium alloy
- Weight Plate: Hight Strength Iron
- Guide Rod: Stainless steel hollow pipe
- Steel cable: max load 1500 kgs, passed 100,000 rounds endurance test
- Max User Weight: 200 kgs, Weight Stack: 100 kgs
- STANDARD TEST: EN ISO 20957 I ISETC.00202019051
- Size: 1830 x 830 x 500 mm



ABDUCTOR + ADDUCTOR ST-5

- Main Frame: Square tube
- Cushion: Made of PU
- Shroud: Made of High Quality Metal
- Guide Rail: Made of alloy steel
- Pulley: Made of High-strength Nylon
- Handlebar: Red High-strength aluminium alloy
- Weight Plate: High Strength Iron
- Guide Rod: Stainless steel hollow pipe
- Steel cable: max load 1500 kgs, passed 100,000 rounds endurance test
- Max User Weight: 200 kgs, Weight Stack: 100 kgs
- STANDARD TEST: EN ISO 20957 IISETC.00202019051
- Size: 1630 x 930 x 400 mm



WEIGHT ASSISTED CHIN DIP ST-6

- Main Frame: Square tube
- Cushion: Made of PU
- Shroud: Made of High Quality Metal
- Guide Rail: Made of alloy steel
- Pulley: Made of High-strength Nylon
- Handlebar: Red High-strength aluminium alloy
- Weight Plate: High Strength Iron
- Guide Rod: Stainless steel hollow pipe
- Steel cable: max load 1500 kgs, passed 100,000 rounds endurance test
- Max User Weight: 200 kgs, Weight Stack: 100 kgs
- STANDARD TEST: EN ISO 20957 IISETC.00202019051
- Size: 2230 x 880 x 480 mm



CHEST PRESS ST-7

- Main Frame: Square tube
- Cushion: Made of PU
- Shroud: Made of High Quality Metal
- Guide Rail: Made of alloy steel
- Pulley: Made of High-strength Nylon
- Handlebar: Red High-strength aluminium alloy
- Weight Plate: High Strength Iron
- Guide Rod: Stainless steel hollow pipe
- Steel cable: max load 1500 kgs, passed 100,000 rounds endurance test
- Max User Weight: 200 kgs, Weight Stack: 100 kgs
- STANDARD TEST: EN ISO 20957 I ISETC.00202019051
- Size: 1500 x 1230 x 460 mm



BICEPS CURL ST-8

- Main Frame: Square tube
- Cushion: Made of PU
- Shroud: Made of High Quality Metal
- Guide Rail: Made of alloy steel
- Pulley: Made of High-strength Nylon
- Handlebar: Red High-strength aluminium alloy
- Weight Plate: High Strength Iron
- Guide Rod: Stainless steel hollow pipe
- Steel cable: max load 1500 kgs, passed 100,000 rounds endurance test
- Max User Weight: 200 kgs, Weight Stack: 100 kgs
- STANDARD TEST: EN ISO 20957 I ISETC.00202019051
- Size: 1630 x 880 x 450 mm
- N.W: 211 kg, G.W: 242 kg



TRICEPS PRESS ST-9

- Main Frame: Square tube
- Cushion: Made of PU
- Shroud: Made of High Quality Metal
- Guide Rail: Made of alloy steel
- Pulley: Made of High-strength Nylon
- Handlebar: Red High-strength aluminium alloy
- Weight Plate: High Strength Iron
- Guide Rod: Stainless steel hollow pipe
- Steel cable: max load 1500 kgs, passed 100,000 rounds endurance test
- Max User Weight: 200 kgs, Weight Stack: 100 kgs
- STANDARD TEST: EN ISO 20957 ISETC.00202019051
- Size: 1630 x 1130 x 450 mm



SEATED HORIZONTAL PULLEY ST-10

- Main Frame: Square tube
- Cushion: Made of PU
- Shroud: Made of High Quality Metal
- Guide Rail: Made of alloy steel
- Pulley: Made of High-strength Nylon
- Handlebar: Red High-strength aluminium alloy
- Weight Plate: High Strength Iron
- Guide Rod: Stainless steel hollow pipe
- Steel cable: max load 1500 kgs, passed 100,000 rounds endurance test
- Max User Weight: 200 kgs, Weight Stack: 100 kgs
- STANDARD TEST: EN ISO 20957 ISETC.00202019051
- Size: 1830 x 880 x 400 mm
- N.W: 188 kg, G.W: 221 kg



HIGH PULLEY ST-11

- Main Frame: Square tube
- Cushion: Made of PU
- Shroud: Made of High Quality Metal
- Guide Rail: Made of alloy steel
- Pulley: Made of High-strength Nylon
- Handlebar: Red High-strength aluminium alloy
- Weight Plate: High Strength Iron
- Guide Rod: Stainless steel hollow pipe
- Steel cable: max load 1500 kgs, passed 100,000 rounds endurance test
- Max User Weight: 200 kgs, Weight Stack: 100 kgs
- STANDARD TEST: EN ISO 20957 I ISETC.00202019051
- Size: 2200 x 850 x 410 mm



PRONE LEG CURL ST-12

- Main Frame: Square tube
- Cushion: Made of PU
- Shroud: Made of High Quality Metal
- Guide Rail: Made of alloy steel
- Pulley: Made of High-strength Nylon
- Handlebar: Red High-strength aluminium alloy
- Weight Plate: High Strength Iron
- Guide Rod: Stainless steel hollow pipe
- Steel cable: max load 1500 kgs, passed 100,000 rounds endurance test
- Max User Weight: 200 kgs, Weight Stack: 100 kgs
- STANDARD TEST: EN ISO 20957 I ISETC.00202019051
- Size: 1630 x 840 x 490 mm



LEG EXTENSION ST-13

- Main Frame: Square tube
- Cushion: Made of PU
- Shroud: Made of High Quality Metal
- Guide Rail: Made of alloy steel
- Pulley: Made of High-strength Nylon
- Handlebar: Red High-strength aluminium alloy
- Weight Plate: High Strength Iron
- Guide Rod: Stainless steel hollow pipe
- Steel cable: max load 1500 kgs, passed 100,000 rounds endurance test
- Max User Weight: 200 kgs, Weight Stack: 100 kgs
- STANDARD TEST: EN ISO 20957 I ISETC.00202019051
- Size: 1730 x 1130 x 440 mm



SHOULDER PRESS ST-14

- Main Frame: Square tube
- Cushion: Made of PU
- Shroud: Made of High Quality Metal
- Guide Rail: Made of alloy steel
- Pulley: Made of High-strength Nylon
- Handlebar: Red High-strength aluminium alloy
- Weight Plate: High Strength Iron
- Guide Rod: Stainless steel hollow pipe
- Steel cable: max load 1500 kgs, passed 100,000 rounds endurance test
- Max User Weight: 200 kgs, Weight Stack: 100 kgs
- STANDARD TEST: EN ISO 20957 I ISETC.00202019051
- Size: 1650 x 1280 x 430 mm

LATERAL RAISE ST-15



- Main Frame: Square tube
- Cushion: Made of PU
- Shroud: Made of High Quality Metal
- Guide Rail: Made of alloy steel
- Pulley: Made of High-strength Nylon
- Handlebar: Red High-strength aluminium alloy
- Weight Plate: High Strength Iron
- Guide Rod: Stainless steel hollow pipe
- Steel cable: max load 1500 kgs, passed 100,000 rounds endurance test
- Max User Weight: 200 kgs, Weight Stack: 100 kgs
- STANDARD TEST: EN ISO 20957 I ISETC.00202019051
- Size: 1550 x 930 x 440 mm

crest fitness
GO BEYOND LIMITS

STAR SERIES



**CHEST PRESS PLP 01**

- Main Frame: Flat Oval Tube
- Cushion: Made of PU
- Handlebar : Aluminium
- Bearing Cap: Aluminium
- Self adjusting seat: can be easily adjusted to any of the 8 positions
- Max User Weight: 150 Kgs
- EN957-2 Approved
- Size: 1865 x 1360 x 1730 mm

INCLINE CHEST PRESS PLP 02

- Main Frame: Flat Oval Tube
- Cushion: Made of PU
- Handlebar : Aluminium
- Bearing Cap: Aluminium
- Self adjusting seat: can be easily adjusted to any of the 8 positions
- Max User Weight: 150 Kgs
- EN957-2 Approved
- Size: 1650 x 1155 x 1695 mm

**SHOULDER PRESS PLP 03**

- Main Frame: Flat Oval Tube
- Cushion: Made of PU
- Handlebar : Aluminium
- Bearing Cap: Aluminium
- Self adjusting seat: can be easily adjusted to any of the 8 positions
- Max User Weight: 150 Kgs
- EN957-2 Approved
- Size: 1400 x 1200 x 1570 mm





LOW ROW PLP 04

- Main Frame: Flat Oval Tube
- Cushion: Made of PU
- Handlebar : Aluminium
- Bearing Cap: Aluminium
- Self adjusting seat: can be easily adjusted to any of the 8 positions
- Max User Weight: 150 Kgs
- EN957-2 Approved
- Size: 1480 x 1330 x 1680 mm



WIDE CHEST PRESS PLP 05

- Main Frame: Flat Oval Tube
- Cushion: Made of PU
- Handlebar : Aluminium
- Bearing Cap: Aluminium
- Self adjusting seat: can be easily adjusted to any of the 8 positions
- Max User Weight: 150 Kgs
- EN957-2 Approved
- Size: 1860 x 1420 x 1795 m



ROW MACHINE PLP 06

- Main Frame: Flat Oval Tube
- Cushion: Made of PU
- Handlebar : Aluminium
- Bearing Cap: Aluminium
- Self adjusting seat: can be easily adjusted to any of the 8 positions
- Max User Weight: 150 Kgs
- EN957-2 Approved
- Size: 1435 x 1210 x 1320 mm



PULLDOWN PLP 07

- Main Frame: Flat Oval Tube
- Cushion: Made of PU
- Handlebar : Aluminium
- Bearing Cap: Aluminium
- Self adjusting seat: can be easily adjusted to any of the 8 positions
- Max User Weight: 150 Kgs
- EN957-2 Approved
- Size: 1730 x 1170 x 1950 mm

**BICEPS CURL PLP 08**

- Main Frame: Flat Oval Tube
- Cushion: Made of PU
- Handlebar : Aluminium
- Bearing Cap: Aluminium
- Self adjusting seat: can be easily adjusted to any of the 8 positions
- Max User Weight: 150 Kgs
- EN957-2 Approved
- Size: 1055 x 1265 x 1000 mm

SEATED LEG EXTENSION PLP 09

- Main Frame: Flat Oval Tube
- Cushion: Made of PU
- Handlebar : Aluminium
- Bearing Cap: Aluminium
- Self adjusting seat: can be easily adjusted to any of the 8 positions
- Max User Weight: 150 Kgs
- EN957-2 Approved
- Size: 1340 x 1340 x 1240 mm

**TRICEPS PRESS PLP 10**

- Main Frame: Flat Oval Tube
- Cushion: Made of PU
- Handlebar : Aluminium
- Bearing Cap: Aluminium
- Self adjusting seat: can be easily adjusted to any of the 8 positions
- Max User Weight: 150 Kgs
- EN957-2 Approved
- Size: 1635 x 1645 x 1065 mm



LEG PRESS 90° PLP 11

- Main Frame: Flat Oval Tube
- Cushion: Made of PU
- Handlebar : Aluminium
- Bearing Cap: Aluminium
- Self adjusting seat: can be easily adjusted to any of the 8 positions
- Max User Weight: 150 Kgs
- EN957-2 Approved
- Size: 2020 x 1925 x 1690 mm

**LEG PRESS 45° PLP 12**

- Main Frame: Flat Oval Tube
- Cushion: Made of PU
- EN957-2 Approved
- Self adjusting seat: can be easily adjusted of the 8 positions
- Max User Weight: 150 kgs
- Size: 2880 x 1450 x 1495 mm



PULLDOWN

- Main Frame: Rectangular Steel tube Frame
- Cushion: Made of PU
- Handlebar : Aluminium
- Frame Protection: Stainless Steel Plate Holders & High Density PVC foot Guard to protect the finishing.
- Max. User Weight: 150 kg
- Self adjusting seat: can be easily adjusted
- EN957-2 Approved
- Size: 1601 x 1454 x 1961 mm=



LEG EXTENSION

- Main Frame Rectangular Steel tube Frame
- Cushion : Made of PU
- Handlebar : Aluminium
- Bearing Cap : Aluminium
- Frame Protection : Stainless Steel Plate Holders & High Density PVC foot Guard to protect the finishing.
- Self adjusting seat : can be easily adjusted
- Max User Weight : 150kgs
- EN957-2 Approved
- Size: 1701X1281X1224mm



45° LEG PRESS

- Main Frame Rectangular Steel tube Frame
- Cushion : Made of PU
- Handlebar : Aluminium
- Bearing Cap : Aluminium
- Frame Protection : Stainless Steel Plate Holders & High Density PVC foot Guard to protect the finishing.
- Self adjusting seat : can be easily adjusted
- Max User Weight : 150kgs
- EN957-2 Approved
- Size: 2509X1749X1543mm

**K109 STANDING CHEST TRAINER**

- Size: 1200 x 1430 x 1700 mm
- N.W: 105 kgs
- G.W: 140 kgs

**K130 BICEP TRAINER**

- Size: 1970 x 1470 x 1250 mm
- N.W: 75 kgs
- G.W: 100 kgs

**K176 SMITH ROW**

- Size: 1300 x 2200 x 1350 mm
- N.W: 165 kgs
- G.W: 200 kgs

**K186 PRONE LEG CURL
+ LEG EXTENSION**

- Size: 1300 x 1330 x 1200 mm
- N.W: 95 kgs
- G.W: 120 kgs



K183 ABDUCTOR ADDUCTOR PLATE LOADED

- Size: 1560 x 1350 x 1230 mm
- N.W: 120 kgs
- G.W: 140 kgs



K 166 HACK SQUAT

- Size: 1360 x 1500 x 1500 mm
- N.W: 120 kgs
- G.W: 150 kgs



K175 DOUBLE TRACK LOW PULL BACK

- Size: 1400 x 1900 x 1150 mm
- N.W: 140 kgs
- G.W: 175 kgs



PRECISION CHEST PRESS

- 1460 x 2060 x 1675 mm
- 210 kgs



SHOULDER PRESS

- 1300 x 1420 x 2000 mm
- 150 kgs



ISO SERIES

PRODUCT CATALOGUE

**LATERAL CHEST PRESS IS 01**

- Size: 1610X1480X2000mm

**LATERAL SUPER INCLINE PRESS IS 02**

- Size: 1550X1250X1700mm

**LATERAL STANDING LEG CURL IS 03**

- Size: 1920X1120X1460mm

**LATERAL LEG PRESS IS 04**

- Size: 1035X1555X1535mm

ISO SERIES

PRODUCT CATALOGUE

**ARM CURL IS 05**

- Size: 1250X1500X1370mm

**LATERAL LOW ROW IS 06**

- Size: 1430X1280X1700mm

**LATERAL DECLINE CHEST PRESS IS 07**

- Size: 1780X1320X1760mm

**45° LEG PRESS IS 08**

- Size: 2300X1380X1550mm

ISO SERIES

PRODUCT CATALOGUE

**LOW ROW IS 09**

- Size: 1530X1560X1350mm

**ABDOMINAL OBLIQUE CRUNCH IS 10**

- Size: 1700X1200X1580mm

**LATERAL FRONT LAT PULLDOWN IS 11**

- Size: 1780X1600X2020mm

**SHOULDER PRESS IS 12**

- Size: 1854X1358X1886mm

**FLAT BENCH PRESS IS 13**

- Size: 1481X1244X1461mm

**PULLOVER IS 14**

- Size: 1930X1700X1500mm

**SEATED LEG EXTENSION IS 15**

- Size: 1845X1300X1057mm

**VERTICAL LEG PRESS IS 16**

- Size: 1575X1850X2010mm



**CHEST PRESS &
LAT PULLDOWN IS 17**

- Size: 2050X1780X2010mm



SEATED TRICEP PRESS IS 18

- Size: 1700X1650X1047mm



V-SQUAT IS 19

- Size: 2450X1500X1850mm



DUAL LAT PULLDOWN IS 20

- Size : 1730 × 1700 × 2060 mm
- Weight :213 Kg



ISO LATERAL BACK EXTENSION IS 21

- Size: 2100X2050X1170mm



INCLINE PEC FLY IS 22

- Size: 1615X1464X1318mm



LATERAL RAISE IS 23

- Size: 1135X1345X1535mm



PENDULUM SQUAT IS 24

- Size : 1850 x 1150 x 1450 mm

ISO SERIES & HIP THRUST

PRODUCT CATALOGUE



ISO STANDING PEC FLY IS 25

- Size: 1200 x 1260 x 1550 mm



ISO STANDING LATERAL RAISE IS 26

- Size: 1200 x 1120 x 1350 mm

3D HIP THRUST

- Size : 2080 × 1515 × 1380 mm
- Weight : 156 Kg

NEW
ARRIVAL



HIP THRUST

- Size : 1430 × 1660 × 800 mm
- Weight : 85 Kg



STANDING HIP THRUST

- Size : 1303 x 1590 x 1440 mm
- Weight : 95 kgs



STANDING ABDUCTOR

- Size : 1080 x 1680 x 400 mm
- Net Weight : 113 kgs
- Gross Weight : 143 kgs



GLUTE BUILDER

- Size : 1930 x 1400 x 515 mm
- Weight : 117 kgs
- Gross Weight : 147 kgs



CABLE CROSSOVER IMPACT

- Main Frame : Flat oval tube
- Solid Body & Sturdy Steel Frame
- Weight Stack : 100 Kgs X 2
- EN ISO 20957-1& EN957-2 approved
- Gross Weight : 621 Kgs
- Net Weight : 542 Kgs



CABLE CROSSOVER PRESTIGE

- Main Frame: Flat oval tube
- Solid Body & Sturdy Steel Frame
- Weight Stack : 110 x 2
- EN ISO 20957-1 & EN 957-2 approved
- Weight: 440 kgs
- Size: 4400 x 750 x 2280 mm



CABLE CROSSOVER EXCLUSIVE

- Main Frame : Flat oval tube
- Solid Body & Sturdy Steel Frame
- Weight Stacks: 100kgs x 2 kgs
- EN ISO 20957-1& EN957-2 approved
- Weight : 330 kgs
- Size : 4140x1030x2300mm



CABLE CROSSOVER ALPHA

- Main Frame : Flat oval tube
- Solid Body & Sturdy Steel Frame
- Weight Stacks: 100kgs x 2
- EN ISO 20957-1& EN957-2 approved
- Weight : 312 kgs
- Size : 3860x715x2270mm



CABLE CROSSOVER FUSION

- Main Frame : Flat oval tube
- Solid Body & Sturdy Steel Frame
- Weight Stacks: 100kgs x 2
- EN ISO 20957-1& EN957-2 approved
- Weight : 358 kgs
- Size : 3836x870x2330mm

FUNCTIONAL TRAINER - IMPACT

- Main Frame : Flat oval tube
- Solid Body & Sturdy Steel Frame
- Weight Stacks: 95 kgs x 2
- EN ISO 20957-1& EN957-2 approved
- 17 Adjustable cable positions for wide range of adaptability



FUNCTIONAL TRAINER - PRESTIGE

- Main Frame : Flat oval tube
- Solid Body & Sturdy Steel Frame
- Weight Stacks: 95 kgs x 2
- EN ISO 20957-1& EN957-2 approved
- 17 Adjustable cable positions for wide range of adaptability





FUNCTIONAL TRAINER-EXCLUSIVE

- Main Frame : Flat oval tube
- Solid Body & Sturdy Steel Frame
- Weight Stacks: 100kgs x 2
- EN ISO 20957-1& EN957-2 approved
- Size : 1050x1950x2300

FUNCTIONAL TRAINER-FUSION

- Main Frame : Flat oval tube
- Solid Body & Sturdy Steel Frame
- Weight Stacks: 100kgs x 2
- EN ISO 20957-1& EN957-2 approved
- Size : 1670x1120x2330





STANDING MULTI FLIGHT

- Size: 1420 x 890 x 2000 mm
- Weight Stack: 175 Lbs



ROBO ARM

- Main Frame : Flat oval tube
- Solid Body & Sturdy Steel Frame
- Weight Stacks: 80kgs x 2 kgs
- EN ISO 20957-1& EN957-2 approved
- Size : 2200x1160x640mm
- Exercises: Incline Decline Press, Squat, shoulder Press Etc.



LATERAL RAISE/SHOULDER PRESS

- Main Frame : Flat oval tube
- Solid Body & Sturdy Steel Frame
- Weight Stacks: 80kgs
- EN ISO 20957-1& EN957-2 approved
- Size : 1450x810x1500mm



STANDING LATERAL RAISE

- Main Frame : Flat oval tube
- Solid Body & Sturdy Steel Frame
- EN ISO 20957-1& EN957-2 approved
- Sizes : 2200 × 1600 × 1750 mm
- Exercises: Lateral Raise, Shoulder Press, Lateral Fly etc.



SMITH+FUNCTIONAL TRAINER-INTENSE

- Main Frame : Flat Rectangular tube
- Solid Body & Sturdy Steel Frame
- Weight Stacks: 100kgs x 2
- EN ISO 20957-1& EN957-2 approved
- **FUNCTIONS:**
 - Hanging robotic arm extension
 - Barbell squat
 - Functional trainer
 - Decline bench press
 - Smith machine
 - Back kick/ push ups
 - Standing Incline Deadlift, Etc.
- Size : 1800x2230x2290mm



MULTI FUNCTIONAL PRESS

- Size : 1690 x 1920 x 1640 mm

HEAVY DUTY

MULTI STATIONS

PRODUCT CATALOGUE



SMITH+FUNCTIONAL TRAINER-ENDURANCE

- Main Frame : Flat Rectangular tube
- Solid Body & Sturdy Steel Frame
- Weight Stacks: 100kgs x 2
- EN ISO 20957-1& EN957-2 approved
- **FUNCTIONS:**
 - Seated High pulldown
 - Low Pull
 - Functional trainer/Standing High Pulldown
 - Boxing Training
 - Smith machine
 - Barbell anti-Shoulder Squat
 - Standing Incline Deadlift, Etc.
 - Size : 1490x1910x2320mm

SMITH+FUNCTIONAL TRAINER FUSION

- Main Frame : Flat oval tube
- Solid Body & Sturdy Steel Frame
- Weight Stacks: 100kgs x 2
- EN ISO 20957-1& EN957-2 approved
- Size : 2303 × 1199 × 2226 mm



SMITH+FUNCTIONAL TRAINER PRESTIGE

- Main Frame : Flat oval tube
- Solid Body & Sturdy Steel Frame
- Weight Stacks: 100kgs x 2
- EN ISO 20957-1& EN957-2 approved
- Size : 2235 × 1470 × 2260 mm

MULTI STATIONS

PRODUCT CATALOGUE

SMITH+FUNCTIONAL TRAINER IMPACT

- Main Frame : Flat oval tube
- Solid Body & Sturdy Steel Frame
- Weight Stacks: 100kgs x 2
- EN ISO 20957-1& EN957-2 approved
- Size : 2290 × 1430 × 600 mm



MULTI FUNCTIONAL TRAINER

- Unique Machine with variety of exercises possible.
- Heavy Duty Stainless Steel Base
- EN ISO 20957-1& EN957-2 approved
- Size : 2195x1350x1620mm

SMITH MACHINE ELITE

- Main Frame : Flat oval tube
- Solid Body & Sturdy Steel Frame
- With 10kgs counter balance on each side
- EN ISO 20957-1& EN957-2 approved
- Size : 1570 x 2460 x 2390 mm



HEAVY DUTY

MULTI STATIONS

PRODUCT CATALOGUE



SMITH MACHINE EXCLUSIVE

- Main Frame : Flat oval tube
- Solid Body & Sturdy Steel Frame
- With 10kgs counter balance on each side
- EN ISO 20957-1& EN957-2 approved
- Size : 2200x1450x2200mm

SMITH MACHINE FUSION

- Main Frame : Flat oval tube
- Solid Body & Sturdy Steel Frame
- With 10kgs counter balance on each side
- EN ISO 20957-1& EN957-2 approved
- Size : 2450x1440x2490mm



SMITH MACHINE PRESTIGE

- Main Frame: Flat oval tube
- Solid Body & Sturdy Steel Frame
- With 10kgs counter balance on each side
- EN ISO 20957-1 & EN957-2 approved
- Size: 1090 x 2180 x 2320 mm
- Weight : 220 kgs





SMITH+SQUAT RACK

- Main Frame : Flat oval tube
- Solid Body & Sturdy Steel Frame
- With 10kgs counter balance on each side
- EN ISO 20957-1& EN957-2 approved
- Size: 2260*1910*340 mm

BELT SQUAT

- Size: 2055 x 1690 x 1460 mm
- Weight: 182 kgs



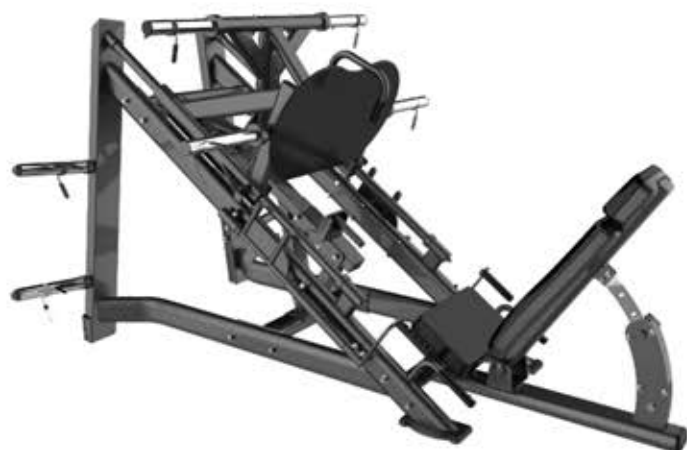
POWER SMITH MACHINE DUAL SYSTEM

- Size : 1880 × 2010 × 1750 mm
- Weight: 165 kgs



LEG PRESS

PRODUCT CATALOGUE



45° LEG PRESS M 022

- Main Frame Flat oval tube
- EN957-2 Approved
- Cushion : Made of PU
- Size: 2190X1640X1260mm

45° LEG PRESS PRESTIGE

- Main Frame: Flat oval tube
- Cushion : Made of PU
- Size: 2170 x 1610 x 1260 mm
- EN957-2 approved



45° LEG PRESS TB 56

- Main Frame Flat oval tube
- EN957-2 Approved
- Cushion : Made of PU
- Size: 2190X1640X1260mm



LEG PRESS PLATE LOADED 01

- Main Frame Flat oval tube
- EN957-2 Approved
- Cushion : Made of PU
- Weight :235 Kg
- Size: 1880*1530*520 mm

**LEG PRESS PLATE LOADED 02**

- Main Frame Flat oval tube
- EN957-2 Approved
- Cushion : Made of PU
- Size: 2400x1600x1520mm

LEG PRESS/HACK SQUAT

PRODUCT CATALOGUE



45° LEG PRESS/HACK SLIDE TB 59

- Main Frame Flat oval tube
- EN957-2 Approved
- Cushion : Made of PU
- Size: 2370x1640x1450mm

LEG PRESS / HACK SQUAT ENDURANCE

- Main Frame Flat oval tube
- EN957-2 Approved
- Cushion : Made of PU
- Size : 2260 × 1580 × 1570 mm
- Weight : 244 Kg



LEG PRESS / HACK SQUAT EXCLUSIVE

- Main Frame Flat oval tube
- EN957-2 Approved
- Cushion : Made of PU
- Size : 1880 × 1530 × 520 mm
- Weight : 235 Kg



LEG PRESS/HACK SQUAT

PRODUCT CATALOGUE



LEG PRESS+HACK SQUAT 02

- Main Frame : Flat oval tube
- Cushion : Made of PU
- Size: 2400x1600x1520mm
- EN ISO 20957-1& EN957-2 approved



TB 57 HACK SQUAT

- Main Frame : Flat oval tube
- Cushion : Made of PU
- Size: 2400x1600x1520mm
- EN ISO 20957-1& EN957-2 approved

TIRE FLIP & T-ARM MACHINE

PRODUCT CATALOGUE



TIRE FLIP

- 4 Sounds Reducing Bumpers
- 2 Battle Rope Anchor Points
- 4 Floor Levellers
- EN ISO 20957-1& EN957-2 approved
- Size: 1650x1220x500mm



INCLINE LEVEL ROW

- Main Frame : Flat oval tube
- EN ISO 20957-1& EN957-2 approved
- Size: 1850x790x1190mm



INCLINE LEVEL ROW 2.0

- Main Frame : Flat oval tube
- EN ISO 20957-1& EN957-2 approved
- Size : 2090 × 1960 × 1400 mm



T-ARM MACHINE

- Main Frame : Flat oval tube
- EN ISO 20957-1 & EN957-2 approved
- Size: 1800x880x560mm

**SHRUG MACHINE**

- Size : 1600 × 1520 × 780 mm
- Weight : 68 Kg

**FLAT BENCH
PRESTIGE**

- Main Frame : Flat oval tube
- Max User Weight : 250kgs
- Cushion : Made of PU
- EN ISO 20957-1& EN957-2 approved
- Size: 1350*690*430 mm

**FLAT BENCH
FUSION**

- Main Frame : Flat oval tube
- Max User Weight : 250kgs
- Cushion : Made of PU
- EN ISO 20957-1& EN957-2 approved
- Size: 1350*690*430 mm



BENCHES & RACKS

PRODUCT CATALOGUE



MULTI ADJUSTABLE BENCH PRESTIGE

- Main Frame : Flat oval tube
- Max User Weight : 250kgs
- Cushion : Made of PU
- EN ISO 20957-1& EN957-2 approved



MULTI ADJUSTABLE BENCH ENDURANCE

- Main Frame : Flat oval tube
- Max User Weight : 250kgs
- Cushion : Made of PU
- EN ISO 20957-1& EN957-2 approved
- Size: 1320 x 640 x 485 mm



MULTI LEVEL ADJUSTABLE BENCH ALPHA

- Main Frame : Flat oval tube
- Max User Weight : 250kgs
- Size: 1647*726*751 mm
- Cushion : Made of PU
- EN ISO 20957-1& EN957-2 approved



BENCHES & RACKS

PRODUCT CATALOGUE

MULTI LEVEL ADJUSTABLE BENCH FUSION

- Main Frame : Flat oval tube
- Max User Weight : 250kgs
- Cushion : Made of PU
- EN ISO 20957-1& EN957-2 approved



MULTI AB BENCH PRESTIGE

- Main Frame : Flat oval tube
- Cushion : Made of PU
- EN ISO 20957-1& EN957-2 approved



MULTI AB BENCH FUSION

- Main Frame : Flat oval tube
- Cushion : Made of PU
- Size: 1920X520X290mm
- EN ISO 20957-1& EN957-2 approved



BENCHES & RACKS

PRODUCT CATALOGUE



UTILITY BENCH PRESTIGE

- Main Frame : Flat oval tube
- Max User Weight : 250kgs
- Size: 1079*526*900 mm



UTILITY BENCH FUSION

- Main Frame : Flat oval tube
- Max User Weight : 250kgs
- Size: 1079*526*900 mm



SEATED PREACHER CURL FUSION

- Main Frame : Flat oval tube
- Cushion : Made of PU
- Size: 985*735*1035 mm



STANDING PREACHER CURL

- Max User Weight : 150kgs
- EN ISO 20957-1& EN957-2 approved
- Size: 1203*840*1159 mm



OLYMPIC ADJUSTABLE BENCH

- Main Frame : Flat oval tube
- Cushion : Made of PU
- EN ISO 20957-1& EN957-2 approved
- Size: 1420 x 720 x 520 mm

OLYMPIC FLAT BENCH PRESTIGE

- Main Frame : Flat oval tube
- Cushion : Made of PU
- Max User Weight : 250kgs
- EN ISO 20957-1& EN957-2 approved



OLYMPIC DECLINE BENCH PRESTIGE

- Main Frame : Flat oval tube
- Cushion : Made of PU
- Max User Weight : 250kgs
- EN ISO 20957-1& EN957-2 approved



BENCHES & RACKS

PRODUCT CATALOGUE



OLYMPIC INCLINE BENCH PRESTIGE

- Main Frame : Flat oval tube
- Cushion : Made of PU
- Max User Weight : 250kgs
- EN ISO 20957-1& EN957-2 approved



OLYMPIC FLAT BENCH FUSION

- Main Frame : Flat oval tube
- Cushion : Made of PU
- Max User Weight : 250kgs
- Size: 1320*1146*2240 mm
- EN ISO 20957-1& EN957-2 approved



OLYMPIC DECLINE BENCH FUSION

- Main Frame : Flat oval tube
- Cushion : Made of PU
- Max User Weight : 250kgs
- Size: 1996*1530*1194 mm
- EN ISO 20957-1& EN957-2 approved



OLYMPIC INCLINE BENCH FUSION

- Main Frame : Flat oval tube
- Cushion : Made of PU
- Max User Weight : 250kgs
- Size: 1848*1530*1400 mm
- EN ISO 20957-1& EN957-2 approved



ROMAN CHAIR PRESTIGE

- Main Frame : Flat oval tube
- Cushion : Made of PU
- Max User Weight : 250kgs
- EN ISO 20957-1& EN957-2 approved

BENCHES & RACKS

PRODUCT CATALOGUE



ROMAN EXTENSION EXCLUSIVE

- Main Frame: Rectangular Tube
- Cushion : Made of PU
- Max User Weight : 250kgs
- EN ISO 20957-1& EN957-2 approved
- Size: 1848*1530*1400 mm

ROMAN CHAIR FUSION

- Main Frame : Flat oval tube
- Cushion : Made of PU
- Max User Weight : 250kgs
- EN ISO 20957-1& EN957-2 approved
- Size: 1390*975*886 mm



GLUTE HAM

- Main Frame: Rectangular Tube
- Cushion : Made of PU
- Max User Weight : 250kgs
- EN ISO 20957-1& EN957-2 approved
- Size: 1930*910*1220 mm

BENCHES & RACKS

PRODUCT CATALOGUE



VERTICAL KNEE RAISE 01

- Main Frame : Flat oval tube
- Max User Weight : 250kgs
- Cushion : Made of PU
- EN ISO 20957-1& EN957-2 approved

VERTICAL KNEE RAISE 2.0

- Main Frame : Flat oval tube
- Cushion : Made of PU
- Max User Weight : 250kgs
- EN ISO 20957-1 & EN957-2 approved
- Size: 1118*1472*2297 mm



VERTICAL KNEE RAISE 3.0

- Main Frame : Flat oval tube
- Cushion : Made of PU
- Max User Weight : 250kgs
- EN ISO 20957-1& EN957-2 approved
- Size: 784*1357*1674 mm





SEATED CALF FUSION

- Main Frame : Flat oval tube
- Cushion : Made of PU
- Max User Weight : 250kgs
- EN ISO 20957-1& EN957-2 approved
- Size: 1252*602*910 mm



SEATED CALF PHANTOM

- Main Frame : Flat oval tube
- Cushion : Made of PU
- Max User Weight : 250kgs
- EN ISO 20957-1& EN957-2 approved



WRIST CURL

- Main Frame : Flat oval tube
- Cushion : Made of PU
- EN ISO 20957-1& EN957-2 approved
- Size: 1050*690*280 mm



AB COASTER 2.0

- Main Frame : Flat oval tube
- Cushion : Made of PU
- EN ISO 20957-1& EN957-2 approved
- Size : 1700X700X1500mm



RECTUS ABDOMINAL TRAINER

- Main Frame : Flat oval tube
- Size: 1150X1090X1590mm
- Cushion : Made of PU
- EN ISO 20957-1& EN957-2 approved



STRETCH TRAINER

- Main Frame : Flat oval tube
- Cushion : Made of PU
- Size: 1260X600X1040mm
- EN ISO 20957-1& EN957-2 approved

BENCHES & RACKS

PRODUCT CATALOGUE

SISSY SQUAT

- Main Frame : Flat oval tube
- Cushion : Made of PU
- Max User Weight : 150kgs
- EN ISO 20957-1& EN957-2 approved



POWER CAGE

- Dimensions : 1270*1100*2350mm
- 14 gauge steel with Set of Pin/Pipe safeties
- Also has band pegs for additional resistance workouts
- Used for multiple exercises like squats, bench press, pull ups etc.
- Tube Size: 75 mm x 75 mm x 3 mm (thickness)
- Powder Coating : 5 Rounds
- Maximum Loading Capacity : 200kgs





MULTIPURPOSE BENCH GALAXY

- Main Frame : Rectangular Tube
- Max User Weight : 250 Kgs
- Cushion : Made of PU
- EN ISO 20957-1 & EN957-2 approved

SEATED PREACHER CURL GALAXY

- Main Frame : Rectangular Tube
- Max User Weight : 250 Kgs
- Cushion : Made of PU
- EN ISO 20957-1 & EN957-2 approved



BACK EXTENSION GALAXY

- Main Frame : Rectangular Tube
- Max User Weight : 250 Kgs
- Cushion : Made of PU
- EN ISO 20957-1 & EN957-2 approved



FLAT BENCH GALAXY

- Main Frame : Rectangular Tube
- Max User Weight : 250 Kgs
- Cushion : Made of PU
- EN ISO 20957-1 & EN957-2 approved

ADJUSTABLE DECLINE BENCH GALAXY

- Main Frame : Rectangular Tube
- Max User Weight : 250 Kgs
- Cushion : Made of PU
- EN ISO 20957-1 & EN957-2 approved



SUPER BENCH GALAXY

- Main Frame : Rectangular Tube
- Max User Weight : 250 Kgs
- Cushion : Made of PU
- EN ISO 20957-1 & EN957-2 approved



BENCHES & RACKS

PRODUCT CATALOGUE



**OLYMPIC INCLINE
BENCH GALAXY**

Main Frame : Rectangular Tube
Max User Weight : 250 Kgs
Cushion : Made of PU
EN ISO 20957-1 & EN957-2 approved



**OLYMPIC FLAT
BENCH GALAXY**

Main Frame : Rectangular Tube
Max User Weight : 250 Kgs
Cushion : Made of PU
EN ISO 20957-1 & EN957-2 approved



**OLYMPIC DECLINE
BENCH GALAXY**

Main Frame : Rectangular Tube
Max User Weight : 250 Kgs
Cushion : Made of PU
EN ISO 20957-1 & EN957-2 approved



HEAVY DUTY

HALF POWER RACK + DEADLIFT PLATFORM

- Solid Virgin Rubber Matt.
- Sturdy Iron Frame.
- Steel Corner to increase the strength of the base.
- Also has band pegs for additional resistance workouts
- Used for multiple exercises like squats, bench press, pull ups etc.
- Powder Coating : 5 Rounds
- Maximum Loading Capacity : 350 Kgs
- Size : 3500 x 3100 x 2600 mm

RACKS

PRODUCT CATALOGUE



HALF POWER RACK

- Dimensions : 1415*1648*2457mm
- Also has band pegs for additional resistance workouts
- Used for multiple exercises like squats, bench press, pull ups etc.
- Tube Size: 50 mm x 110 mm x 3 mm (thickness)
- Powder Coating : 5 Rounds
- Maximum Loading Capacity : 200kgs



HEAVY DUTY POWER RACK

- Dimensions : 2035*1160*2275mm
- Also has band pegs for additional resistance workouts
- Used for multiple exercises like squats, bench press, pull ups etc.
- Powder Coating : 5 Rounds
- Product Weight: 197kgs.
- Maximum Loading Capacity: 280kgs



BARBELL RACK

- Main Frame : Flat oval tube
- Powder Coating : 5 Rounds
- EN ISO 20957-1& EN957-2 approved
- Size: 1120*797*1405 mm



WEIGHT PLATE TREE

- Main Frame : Flat oval tube
- Powder Coating : 5 Rounds
- EN ISO 20957-1& EN957-2 approved
- Size: 1060*720*200 mm

BENCHES & RACKS

PRODUCT CATALOGUE



POWER SQUAT RACK

- Main Frame : Flat oval tube
- EN ISO 20957-1& EN957-2 approved
- Powder Coating : 5 Rounds
- Solid Body & Structural Steel Frame
- Size: 1970*950*390 mm

SUPER SQUAT ENDURANCE

- Size: 2235 x 1500 x 1705 mm
- Weight : 220 Kg



SUPER SQUAT

- Weight: 196kgs
- Size : 1990X1640X1450mm





2 TIERS DUMBBELL RACK

- Main Frame : Flat oval tube
- EN ISO 20957-1& EN957-2 approved
- Can Accomodate 10 Pairs of Dumbbells
- Powder Coating : 5 Rounds
- Solid Body & Structural Steel Frame
- Size: 2250*750*180



3 TIERS DUMBBELL RACK

- Main Frame : Flat oval tube
- EN ISO 20957-1& EN957-2 approved
- Can Accomodate 15 Pairs of Dumbbells
- Powder Coating : 5 Rounds
- Solid Body & Structural Steel Frame
- Size: 2240*780*240-0807T

SQUAT / DEADLIFT

PRODUCT CATALOGUE



POWER SQUAT EX

- Size: 1600 x 1100 x 400 mm
- Weight : 245 kgs



FOREARM JUNGLE

- Size: 1680 x 1600 x 1330 mm
- Weight : 135 kgs



DEADLIFT PLATFORM

- Solid Virgin Rubber Matt.
- Sturdy Iron Frame.
- Steel Corner to increase the strength of the base.
- Additional 4 handles for workout.
- Length: 8 feet
- Width : 4feet
- Thickness: 37mm



TANK SLEDGE

- Name: Tank Sled
- Net Weight : 86 kg
- Built up Meas/ (mm) : 1315*850*1040
- Max Speed : 22 km/h
- Max Load : 200 KG
- Levels : 0-8 Resistance Gear Drive

VINYL DUMBBELLS & KETTLEBELLS

PRODUCT CATALOGUE

VD 01

VINYL DUMBBELL

- PVC coated material filled with iron sand.
- Colorful dumbbells as per weight.
- Helps to build biceps.
- Hexagonal shape.
- Packed in a brown box.



MATERIAL : VINYL

	COLORS	ITEM CODE
0.5 kg.	Yellow & Orange	VD 01 (a)
1 kg.	Pink & Purple	VD 01 (b)
2 kgs.	Red & Orange	VD 01 (c)
3 kgs.	Green & Dark Blue	VD 01 (d)
4 kgs.	Sky & Dark Blue	VD 01 (e)
5 kgs.	Grey & Black	VD 01 (f)

VKB 01

VINYL KETTLEBELL

- PVC material with steel handle filled with iron sand.
- A kettlebell workout can get you total-body toning increased cardiovascular fitness, core strengthening and improved posture and balance.
- Packing in a brown box.



MATERIAL : VINYL

	COLORS	ITEM CODE
2 kgs.	Yellow	VKB 01 (a)
4 kgs.	Orange & Green	VKB 01 (b)
6 kgs.	Purple & Orange	VKB 01 (c)
8 kgs.	Grey & Red	VKB 01 (d)
10 kgs.	Yellow & Dark Blue	VKB 01 (e)
12 kgs.	Sky Blue & Purple	VKB 01 (f)
14 kgs.	Turquoise & Yellow	VKB 01 (g)
16 kgs.	Green	VKB 01 (h)
18 kgs.	Orange	VKB 01 (i)
20 kgs.	Red	VKB 01 (j)
22 kgs.	Dark Blue	VKB 01 (k)
24 kgs.	Black & Red	VKB 01 (l)
28 kgs.	Blue	VKB 01 (m)
32 kgs.	Orange	VKB 01 (n)

RUBBER KETTLEBELLS & DUMBBELLS

PRODUCT CATALOGUE

RKB 01

RUBBER KETTLEBELL

- Rubber material with stainless steel handle filled with iron sand.
- A kettlebell workout can get you total-body toning increased cardiovascular fitness, core strengthening and improved posture and balance.
- Packing in a brown box.



MATERIAL : RUBBER

	COLORS	ITEM CODE
4 kgs.	Black	RKB 01 (a)
6 kgs.	Black	RKB 01 (b)
8 kgs.	Black	RKB 01 (c)
10 kgs.	Black	RKB 01 (d)
12 kgs.	Black	RKB 01 (e)
16 kgs.	Black	RKB 01 (f)
18 kgs.	Black	RKB 01 (g)
20 kgs.	Black	RKB 01 (h)
24 kgs.	Black	RKB 01 (i)
28 kgs.	Black	RKB 01 (j)
32 kgs.	Black	RKB 01 (k)

HRD 01

HEX RUBBER DUMBBELLS

- Rubber coated material with cast iron inside.
- 0% sand mixing in rubber.
- Chromed curve steel handle.
- Packing in a brown box.



MATERIAL : RUBBER

	COLORS	ITEM CODE
1 kg.	Black	HRD 01 (a)
2 kgs.	Black	HRD 01 (b)
2.5 kgs.	Black	HRD 01 (c)
3 kgs.	Black	HRD 01 (d)
4 kgs.	Black	HRD 01 (e)
5 kgs.	Black	HRD 01 (f)
6 kgs.	Black	HRD 01 (g)
7.5 kgs.	Black	HRD 01 (h)
10 kgs.	Black	HRD 01 (i)
12.5 kgs.	Black	HRD 01 (j)
15 kgs.	Black	HRD 01 (k)
17.5 kgs.	Black	HRD 01 (l)
20 kgs.	Black	HRD 01 (m)
22.5 kgs.	Black	HRD 01 (n)
25 kgs.	Black	HRD 01 (o)
27.5 kgs.	Black	HRD 01 (p)
30 kgs.	Black	HRD 01 (q)
32.5 kgs.	Black	HRD 01 (r)
35 kgs.	Black	HRD 01 (s)
40 kgs.	Black	HRD 01 (t)

ROUND DUMBBELLS

PRODUCT CATALOGUE


CRD 01

CREST ROUND RUBBER DUMBBELLS

- Rubber coated material with cast iron or steel inside.
- 0% sand mixing in rubber.
- Colored PVC label on sides of dumbbell.
- Chromed Straight steel handle.
- Packing in a brown box.



MATERIAL : RUBBER

	COLORS	ITEM CODE
2.5 kg.	Black	CRD 01 (a)
5 kgs.	Black	CRD 01 (b)
7.5 kgs.	Black	CRD 01 (c)
10 kgs.	Black	CRD 01 (d)
12.5 kgs.	Black	CRD 01 (e)
15 kgs.	Black	CRD 01 (f)
17.5 kgs.	Black	CRD 01 (g)
20 kgs.	Black	CRD 01 (h)
22.5 kgs.	Black	CRD 01 (i)
25 kgs.	Black	CRD 01 (j)
27.5 kgs.	Black	CRD 01 (k)
30 kgs.	Black	CRD 01 (l)
35 kgs.	Black	CRD 01 (m)
40 kgs.	Black	CRD 01 (n)


RRD 01

ROUND RUBBER DUMBBELLS

- Rubber coated material with cast iron or steel inside.
- 0% sand mixing in rubber.
- Colored PVC label on sides of dumbbell.
- Chromed curve steel handle.
- Packing in a brown box.



MATERIAL : RUBBER

	COLORS	ITEM CODE
2.5 kg.	Black	RRD 01 (a)
5 kgs.	Black	RRD 01 (b)
7.5 kgs.	Black	RRD 01 (c)
10 kgs.	Black	RRD 01 (d)
12.5 kgs.	Black	RRD 01 (e)
15 kgs.	Black	RRD 01 (f)
17.5 kgs.	Black	RRD 01 (g)
20 kgs.	Black	RRD 01 (h)
22.5 kgs.	Black	RRD 01 (i)
25 kgs.	Black	RRD 01 (j)
27.5 kgs.	Black	RRD 01 (k)
30 kgs.	Black	RRD 01 (l)
35 kgs.	Black	RRD 01 (m)
40 kgs.	Black	RRD 01 (n)
50 kgs.	Black	RRD 01 (o)

RUBBER WEIGHT PLATES

PRODUCT CATALOGUE

WPO 01

RUBBER WEIGHT PLATES - 3 HOLE

(OLYMPIC - 51MM DIAMETER)

- Rubber coated material with cast iron inside.
- 0% sand mixing in rubber.
- With steel ring in the middle.
- Packing in a brown box.



MATERIAL : RUBBER

	COLORS	ITEM CODE
2.5 kgs.	Black	WPO 01 (a)
5 kgs.	Black	WPO 01 (b)
7.5 kgs.	Black	WPO 01 (c)
10 kgs.	Black	WPO 01 (d)
12.5 kgs.	Black	WPO 01 (e)
15 kgs.	Black	WPO 01 (f)
20 kgs.	Black	WPO 01 (g)
25 kgs.	Black	WPO 01 (h)

WPO 02


RUBBER WEIGHT PLATES - 7 HOLE

(OLYMPIC - 51MM DIAMETER)

- Rubber coated material with cast iron inside.
- 0% sand mixing in rubber.
- With stainless steel ring in the middle.
- Packing in a brown box.



MATERIAL : RUBBER

	COLORS	ITEM CODE
2.5 kgs.	Black	WPO 02 (a)
5 kgs.	Black	WPO 02 (b)
10 kgs.	Black	WPO 02 (c)
15 kgs.	Black	WPO 02 (d)
20 kgs.	Black	WPO 02 (e)
25 kgs.	Black	WPO 02 (f)

BUMPER PLATES

PRODUCT CATALOGUE

BUMPER PLATES WITH HUB



- These Bumper Plates comes with a Matte finish which provides smooth & clean look finish with easy to clean property.
- These Rubber Bumpers plates fulfill the IWF Standard specifications, i.e. 450mm in diameter & 50.4mm collar opening with steel ring insert which allows you smooth loading -unloading & keeps your plates firmly in place even during intense training.
- These Bumper Plates includes a thicker raised flanges around the edge that improves the grip for easy & secure handling of plates.
- These Bumper Plates are made up of high-quality Natural Rubber composition that results in low bounce with better impact absorbing properties.
- Our Bumper Plates have an optimal "Shore A Durometer" of 94 & have been drop tested 20000 times.
- Cockatoo Provides 36-months limited manufacturer's warranty from the date of purchase against manufacturing defects. This warranty does not include wear and tear.

Material	Natural Rubber
Plate Diameter	450mm
Collar Opening	50.4mm
Insert Type	Stainless Steel Ring
Finish	Matte
Weight Tolerance	+0.1% & - 0.05%

COLORED BUMPER PLATES



These Bumper Plates comes with a Matte finish which provides smooth & clean look finish with easy to clean property.

These Rubber Bumpers plates fulfill the IWF Standard specifications, i.e. 450mm in diameter & 50.4mm collar opening with steel ring insert which allows you smooth loading -unloading & keeps your plates firmly in place even during intense training.

These Bumper Plates includes a thicker raised flanges around the edge that improves the grip for easy & secure handling of plates.

These Bumper Plates are made up of high-quality Natural Rubber composition that results in low bounce with better impact absorbing properties.

Our Bumper Plates have an optimal "Shore A Durometer" of 92 & have been drop tested 20000 times.

Cockatoo Provides 12-months limited manufacturer's warranty from the date of purchase against manufacturing defects. This warranty does not include wear and tear.

Material	Natural Rubber
Plate Diameter	450mm
Collar Opening	50.4mm
Insert Type	Stainless Steel Ring
Finish	Matte
Weight Tolerance	2%

FUSION BUMPER PLATES



These Bumper Plates comes with a Matte finish which provides smooth & clean look finish with easy to clean property.

These Rubber Bumpers plates fulfill the IWF Standard specifications, i.e. 450mm in diameter & 50.4mm collar opening with steel ring insert which allows you smooth loading -unloading & keeps your plates firmly in place even during intense training.

These Bumper Plates includes a thicker raised flanges around the edge that improves the grip for easy & secure handling of plates.

These Bumper Plates are made up of high-quality Natural Rubber composition that results in low bounce with better impact absorbing properties.

Our Bumper Plates have an optimal "Shore A Durometer" of 92 & have been drop tested 20000 times.

Cockatoo Provides 12-months limited manufacturer's warranty from the date of purchase against manufacturing defects. This warranty does not include wear and tear.

Material	Natural Rubber
Plate Diameter	450mm
Collar Opening	50.4mm
Insert Type	Stainless Steel Ring
Finish	Matte
Weight Tolerance	2%

BUMPER PLATES & OLYMPIC BARS

PRODUCT CATALOGUE



BLACK BUMPER PLATES

- These Bumper Plates comes with a Matte finish which provides smooth & clean look finish with easy to clean property.
- These Rubber Bumpers plates fulfill the IWF Standard specifications, i.e. 450mm in diameter & 50.4mm collar opening with steel ring insert which allows you smooth loading -unloading & keeps your plates firmly in place even during intense training.
- These Bumper Plates includes a thicker raised flanges around the edge that improves the grip for easy & secure handling of plates.
- These Bumper Plates are made up of high-quality Natural Rubber composition that results in low bounce with better impact absorbing properties.
- Our Bumper Plates have an optimal "Shore A Durometer" of 92 & have been drop tested 8000 times .
- Cockatoo Provides 12-months limited manufacturer's warranty from the date of purchase against manufacturing defects. This warranty does not include wear and tear.

Material	Natural Rubber
Plate Diameter	450mm
Collar Opening	50.4mm
Insert Type	Stainless Steel Ring
Finish	Matte
Weight Tolerance	2%

4 FEET CURL OLYMPIC BAR



The Hard chrome coating on the shaft and sleeves protects from oxidation and wear & makes it one of the finest 4 feet olympic EZ Curl bar . The bar is 9.5KGS, 1200mm long, it has 28mm shaft diameter, made of alloy steel .

50 mm sleeve diameter.

It has 1.2 mm diamond knurl, a standard knurl allowing for an easy, comfortable grip.

Flange Thickness : 20mm

Sleeve Length : 190mm

The 4 feet EZ CURL is specifically designed to target the biceps, triceps and forearm muscles.

Maximum Weight Capacity : 150 kgs

1 YEAR WARRANTY

(Not In Case Of Damage due to Faulty or Negligent Use or Handling by the User)



9.5 KG
WEIGHT



28 MM
DIAMETER



45K PSI
TENSILE STRENGTH



1.2MM STANDARD
KNURL

OLYMPIC BARS

PRODUCT CATALOGUE

5 FEET STRAIGHT OLYMPIC BAR



The Hard chrome coating on the shaft and sleeves protects from oxidation and wear & makes it one of the finest 5 feet olympic bar . The bar is 12.5 KGS, 1520mm long, it has 28mm shaft diameter, made of high-grade alloy steel .

50 mm sleeve diameter

It has 1.2 mm diamond knurl, a standard knurl allowing for an easy, comfortable grip.

Flange Thickness : 25mm

Sleeve Length : 300mm

Mostly Used for exercises such as overhead shoulder press, bicep, triceps curl, etc.

Maximum Weight Capacity : 180 kgs

1 YEAR WARRANTY

(Not In Case Of Damage due to Faulty or Negligent Use or Handling by the User)



12.5 KG
WEIGHT



28 MM
DIAMETER



150K PSI
TENSILE STRENGTH



1.2MM STANDARD
KNURL

5 FEET CURL OLYMPIC BAR



The Hard chrome coating on the shaft and sleeves protects from oxidation and wear & makes it one of the finest 5 feet olympic EZ Curl bar . The bar is 12.5KGS, 1520mm long, it has 28mm shaft diameter, made of alloy steel .

50 mm sleeve diameter.

It has 1.2 mm diamond knurl, a standard knurl allowing for an easy, comfortable grip.

Flange Thickness : 25mm

Sleeve Length : 300mm

The 5 feet EZ CURL is specifically designed to target the biceps, triceps and forearm muscles.

Maximum Weight Capacity : 180 kgs

1 YEAR WARRANTY

(Not In Case of Damage due to Faulty or Negligent Use or Handling by the User)



12.5 KG
WEIGHT



28 MM
DIAMETER



150K PSI
TENSILE STRENGTH



1.2MM STANDARD
KNURL

OLYMPIC BARS

PRODUCT CATALOGUE



6 FEET STRAIGHT OLYMPIC BAR

The Hard chrome coating on the shaft and sleeves protects from oxidation and wear & makes it one of the finest 6 feet olympic bar .The bar is 15 KGS, 1830mm long, it has 28mm shaft diameter, made of high-grade alloy steel .

50 mm sleeve diameter

It has 1.2 mm diamond knurl, a standard knurl allowing for an easy, comfortable grip.

Flange Thickness : 25mm

Sleeve Length : 345mm

Mostly Used for exercises such as deadlifts, squats, and bench press.

Maximum Weight Capacity : 200 kgs

1 YEAR WARRANTY

(Not In Case Of Damage due to Faulty or Negligent Use or Handling by the User)



15 KG
WEIGHT



28 MM
DIAMETER



190K PSI
TENSILE STRENGTH



1.2MM STANDARD
KNURL



7 FEET STRAIGHT OLYMPIC BAR

The Hard chrome coating on the shaft and sleeves protects from oxidation and wear & makes it one of the finest 7 feet olympic bar .The bar is 20.5 KGS, 2200mm long, it has 28mm shaft diameter, made of high-grade alloy steel .

50 mm sleeve diameter

It has 1.2 mm diamond knurl, a standard knurl allowing for an easy, comfortable grip.

Flange Thickness : 30mm

Sleeve Length : 445mm

Mostly Used for exercises such as deadlifts, squats, and bench press.

Maximum Weight Capacity : 200kgs

1 YEAR WARRANTY

(Not In Case Of Damage due to Faulty or Negligent Use or Handling by the User)



20.5 KG
WEIGHT



28 MM
DIAMETER



190K PSI
TENSILE STRENGTH

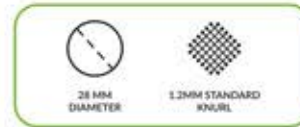


1.2MM STANDARD
KNURL



OLYMPIC DUMBBELL BAR 20''

- Alloy Steel Construction
- Chrome finish
- Bearings & Bush for smooth rotation.
- 50mm Outer Diameter & 28mm inner Diameter



7 FEET STRAIGHT OLYMPIC BAR

The Hard chrome coating on the shaft and sleeves protects from oxidation and wear & makes it one of the finest 7 feet olympic bar .The bar is 20 KGS, 2200mm long, it has 28mm shaft diameter, made of high-grade alloy steel.

50 mm sleeve diameter

It has 1.2 mm diamond knurl, a standard knurl allowing for an easy, comfortable grip.

Flange Thickness : 30mm
Sleeve Length : 445mm

Mostly Used for exercises such as deadlifts, squats, and bench press.

Maximum Weight Capacity: 400 kgs

1 YEAR WARRANTY (Not In Case Of Damage due to Faulty or Negligent Use or Handling by the User)



OLYMPIC BARS

PRODUCT CATALOGUE



7 FEET STRAIGHT OLYMPIC BAR - ALTAS

The Hard chrome coating on the shaft and sleeves protects from oxidation and wear & makes it one of the finest 7 feet olympic bar .The bar is 20 KGS, 2200mm long, it has 28mm shaft

diameter, made of high-grade alloy steel .

50 mm sleeve diameter

It has 1.2 mm diamond knurl, a standard knurl allowing for an easy, comfortable grip.

Flange Thickness : 35mm

Sleeve Length : 410mm

Mostly Used for exercises such as deadlifts, squats, and bench press.

This Bar is with centre Knurl

Maximum Weight Capacity : 680kgs

1 YEAR WARRANTY (Not In Case of Damage due to Faulty or Negligent Use or Handling by the User)

LIFETIME WARRANTY AGAINST BENDING .



20 KG
WEIGHT



4 NK NEEDLE
BEARINGS



28 MM
DIAMETER



210K PSI
TENSILE STRENGTH



MODERATE
WHIP



1.2MM STANDARD
KNURL



7 FEET STRAIGHT OLYMPIC BAR - KRATOS

The black oxide coating on the shaft and sleeves protects from oxidation and wear & makes it one of the finest 7 feet olympic bar .The bar is 20 KGS, 2200mm long, it has 28mm shaft diameter, made of high-grade alloy steel .

50 mm sleeve diameter

It has 1.2 mm diamond knurl, a standard knurl allowing for an easy, comfortable grip.

Flange Thickness : 35mm

Sleeve Length : 410mm

Mostly Used for exercises such as deadlifts, squats, and bench press.

This Bar is with centre Knurl

Maximum Weight Capacity : 680kgs

1 YEAR WARRANTY

(Not In Case of Damage due to Faulty or Negligent Use or Handling by the User)

LIFETIME WARRANTY AGAINST BENDING .



20 KG
WEIGHT



4 NK NEEDLE
BEARINGS



28 MM
DIAMETER



210K PSI
TENSILE STRENGTH



MODERATE
WHIP



1.2MM STANDARD
KNURL

OLYMPIC BARS

PRODUCT CATALOGUE

7 FEET STRAIGHT OLYMPIC BAR-ARES

The black oxide coating on the shaft and hard chrome on the sleeves protects from oxidation and wear & makes it one of the finest 7 feet olympic bar

The bar is 20 KGS, 2200mm long, it has 28mm shaft diameter, made of high-grade alloy steel.

50 mm sleeve diameter

It has 1.2 mm diamond knurl, a standard knurl allowing for an easy, comfortable grip.

Flange Thickness: 35mm

Sleeve Length: 410mm

Mostly Used for exercises such as deadlifts, squats, and bench press.

This Bar is without centre Knurl

Maximum Weight Capacity: 680kgs

1 YEAR WARRANTY

(Not In Case Of Damage due to Faulty or Negligent Use or Handling by the User)

LIFETIME WARRANTY AGAINST BENDING .



7 FEET STRAIGHT OLYMPIC BAR - PHANTOM

The Hard chrome coating on the shaft and sleeves protects from oxidation and wear & makes it one of the finest 7 feet olympic bar .The bar is 20 KGS, 2200mm long, it has 28mm shaft diameter, made of high-grade alloy steel.

50 mm sleeve diameter

It has 1.2 mm diamond knurl, a standard knurl allowing for an easy, comfortable grip.

Flange Thickness: 35mm

Sleeve Length: 410mm

Mostly Used for exercises such as deadlifts, squats, and bench press.

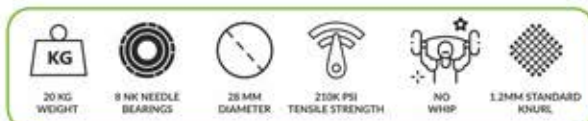
This Bar is without centre Knurl

Maximum Weight Capacity: 680kgs

1 YEAR WARRANTY

(Not In Case Of Damage due to Faulty or Negligent Use or Handling by the User)

LIFETIME WARRANTY AGAINST BENDING .



OLYMPIC BARS

PRODUCT CATALOGUE

7 FEET STRAIGHT OLYMPIC BAR - ZEUS

The black oxide coating on the shaft and sleeves protects from oxidation and wear & makes it one of the finest 7 feet olympic bar .The bar is 20 KGS, 2200mm long, it has 28mm shaft diameter, made of high-grade alloy steel .

50 mm sleeve diameter

It has 1.2 mm diamond knurl, a standard knurl allowing for an easy, comfortable grip.

Flange Thickness : 35mm

Sleeve Length : 410mm

Mostly Used for exercises such as deadlifts, squats, and bench press.

This Bar is with centre Knurl

Maximum Weight Capacity : 680kgs

1 YEAR WARRANTY

(Not In Case Of Damage due to Faulty or Negligent Use or Handling by the User)

LIFETIME WARRANTY AGAINST BENDING .



7 FEET STRAIGHT COLORED OLYMPIC BAR

This unique polymer-ceramic composite coating was originally popularized in the gun industry for its durability in thin applications, and it offers up to 100x the corrosion resistance of standard black phosphate, THE COLORED BAR comes with Cerakote shaft and sleeves makes it one of the finest 7 feet olympic bar .

The bar is 20 KGS, 2200mm long, it has 28mm shaft diameter .

50 mm sleeve diameter

It has 1.2 mm diamond knurl, a standard knurl allowing for an easy, comfortable grip.

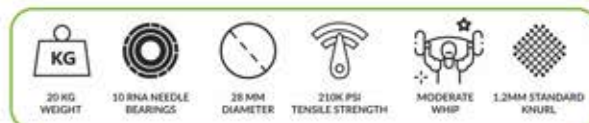
Flange Thickness : 35mm

Sleeve Length : 415mm

Mostly Used for exercises such as deadlifts, squats, and bench press.

This Bar is without centre Knurl

Maximum Weight Capacity : 816 kgs



OLYMPIC BARS

PRODUCT CATALOGUE

7 FEET STRAIGHT CERAKOTE OLYMPIC CAMO BAR

This unique polymer-ceramic composite coating was originally popularized in the gun industry for its durability in thin applications, and it offers up to 100x the corrosion resistance of standard black phosphate, THE CAMO BAR comes with Cerakote shaft and sleeves & makes it one of the finest 7 feet olympic bar .The bar is 20 KGS, 2200mm long, it has 28mm

shaft diameter .

50 mm sleeve diameter

It has 1.2 mm diamond knurl, a standard knurl allowing for an easy, comfortable grip.

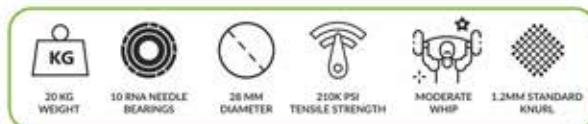
Flange Thickness : 35mm

Sleeve Length : 415mm

Mostly Used for exercises such as deadlifts, squats, and bench press.

This Bar is without centre Knurl

Maximum Weight Capacity: 816 kgs



HEX TRAP BAR

The Hard chrome coating on the shaft and sleeves protects from oxidation and wear & makes it one of the finest hex trap bar .The bar is 21KGS made of high-grade alloy steel .

50 mm sleeve diameter

Fixed Raised Handles

1.2mm knurling on raised flat grip/handles for easy comfortable grip .

1 YEAR WARRANTY (Not In Case of Damage due to Faulty or Negligent Use or Handling by the User)



FIXED WEIGHT BARS

PRODUCT CATALOGUE



IMPORTED EZ CURL BARBELL WITH FIXED WEIGHT

Material : Alloy Steel

- Weight bar sleeve has corrosion resistant material construction with final chrome finish. The diamond 1.2 mm knurl texture provides constant grip for stability.
- Fixed head has superior construction and slip resistant material coating which prevents bar rolling.
- With rubber coated fixed heads, these are the most secured bars which are designed to provide impactless drop to prevent surface damage.
- The EZ bar comes with fixed weight heads, which do not requires any weight plates. It has fixed weight heads which are immoveable and secured.
- The Cockatoo Weight Barbells comes with 1 year warranty against any manufacturing defect.

Sizes Available : 10 kgs , 15 kgs , 20 kgs , 25 kgs , 30 kgs , 35 kgs & 40 kgs .



IMPORTED STRAIGHT BARBELL WITH FIXED WEIGHT

Material : Alloy Steel

- Weight bar sleeve has corrosion resistant material construction with final chrome finish. The diamond 1.2 mm knurl texture provides constant grip for stability.
- Fixed head has superior construction and slip resistant material coating which prevents bar rolling.
- With rubber coated fixed heads, these are the most secured bars which are designed to provide impactless drop to prevent surface damage.
- The straight bar comes with fixed weight heads, which do not requires any weight plates. It has fixed weight heads which are immoveable and secured.
- The Cockatoo Weight Barbells comes with 1 year warranty against any manufacturing defect.

Sizes Available : 10 kgs , 15 kgs , 20 kgs , 25 kgs , 30 kgs , 35 kgs & 40 kgs .

US - 1567

V-ROW CHINNING BAR

US - 1524

REVOLVING STRAIGHT BAR HANDLE

US - 1531

LAT MACHINE BAR HANDLE

US - 1534

D HANDLE PULLDOWN BAR

US - 1550

V-SHAPE TRICEP HANDLE

US - 1555

REVOLVING CURL HANDLE

US - 1536

D HANDLE PULLDOWN BAR (Curved)


US - 1564

SINGLE GRIP HANDLE

MAG - 01

MAG HANDLES

• Made by Steel Bar & Coated with Neoprene
 • (Dimensions) Handle 1 (L 32"x W 4.5" x H 8.5"),
 Handle 2 (L 24"x W 4.5" x H 9"), Handle 3 (L 22"x W 4.5" x H 9")
 Handle 4 (L 12"x W 4.5" x H 9"), Handle 5 (L 11"x W 4" x H 8").



PREMIUM IMPORTED RUBBER ROLLS

- Size: 1m x 10m x 6mm
- 20% EPDM White dots



PREMIUM IMPORTED RUBBER TILES

- Size: 500mm x 500mm x 20mm
- EPDM White dots

COMPANY CLIENTS

PRODUCT CATALOGUE





Inspiring Fitness

Corporate & Head Office

14-D Ballygunge Circular Road (opp. AAEL) Kolkata 700 019

Contact: 83350 68089 / 033 4064 8222

Bhubaneswar Office:

501 Kharvela Nagar (1st floor), Janpath, Bhubaneswar 751 001

Contact: 98308 00698 | 0674 2380824 / 0674 2380925

E mail: bodylinesports@gmail.com | Website: bodylinesports.co.in